

Round 1 EMRA

Mallory Park

1st March 2009



Results Provided by Saturn Timing Ltd

EMRA Club Championships - Round 1

Sorted on Best Lap time

70-125cc Formula Machines

Mallory Park 1.390 Miles

Qualifying

01/03/2009 09:32

Qualify

Pos	No.	Class	Name	Make	Engine	Best Tm	Diff	Gap	Best Spd	In Lap	2nd Best	2nd Spd	2nd Lap
1	15	GP125	Adam Robinson	Honda	125	59.441	-	-	84.184	8	1:01.011	82.018	7
2	10	GP125	Danny Smith	Honda GP	125	59.707	+0.266	+0.266	83.809	11	1:00.165	83.171	9
3	7	GP125	David Renz	Honda	125	1:00.540	+1.099	+0.833	82.656	9	1:00.743	82.380	7
4	46	GP125	Ross Walker	Honda	125	1:00.848	+1.407	+0.308	82.238	9	1:00.951	82.099	10
5	5	GP125	John Lea	Honda	125	1:00.894	+1.453	+0.046	82.176	10	1:01.188	81.781	8
6	4	GP125	Curtis Wright	Honda	125	1:01.477	+2.036	+0.583	81.396	9	1:01.965	80.755	6
7	25	GP125	Elliot Lodge	Honda RS	125	1:03.277	+3.836	+1.800	79.081	8	1:04.299	77.824	11
8	20	F125	Lee Jackson	Aprilia RS	125	1:04.190	+4.749	+0.913	77.956	8	1:04.306	77.815	10
9	44	GP125	Gavin Perkins	Honda	125	1:04.258	+4.817	+0.068	77.874	6	1:05.150	76.807	4
10	17	GP125	Tom Carne	Honda RS	125	1:05.301	+5.860	+1.043	76.630	8	1:05.734	76.125	5
11	100	F125	Connor Tagg	Aprilia	125	1:05.735	+6.294	+0.434	76.124	8	1:05.920	75.910	10
12	57	F125	Daniel Murphy	Aprilia RS	125	1:06.297	+6.856	+0.562	75.479	7	1:06.378	75.386	6
13	6	F125	Benjamin Gautrey	Aprilia	125	1:06.518	+7.077	+0.221	75.228	9	1:06.719	75.001	8
14	111	F125	Jed Bird	Aprilia RS	125	1:07.311	+7.870	+0.793	74.341	8	1:08.832	72.699	5
15	72	GP125	Ricky Tarren	Honda GP	125	1:09.396	+9.955	+2.085	72.108	9	1:12.809	68.728	7
16	73	F125	Sam Cherry	Aprilia	125	1:09.401	+9.960	+0.005	72.103	5	1:09.655	71.840	6
17	32	F125	Stuart Wilson	Aprilia	125	1:10.133	+10.692	+0.732	71.350	7	1:10.503	70.976	6
18	22	GP125	Wesley Seaman	Honda	125 Pre 9	1:10.994	+11.553	+0.861	70.485	6	1:12.329	69.184	4
19	23	F125	Luke Frearson	Aprilia	125	1:11.196	+11.755	+0.202	70.285	7	1:11.551	69.936	9
20	35	F125	Thomas Chell	Aprilia	125	1:13.206	+13.765	+2.010	68.355	6	1:13.218	68.344	4
21	85	GP125	Lee Ewbank	Honda	125 Pre 9	1:13.371	+13.930	+0.165	68.201	3	1:13.373	68.199	4
22	114	GP125	Sam Hornsey	Honda	125	1:15.327	+15.886	+1.956	66.430	2	----	-	1
23	19	F125	Joshu Boyd	Aprilia RS	125	1:16.962	+17.521	+1.635	65.019	8	1:17.440	64.618	6
24	30	F125	James Widdowson	Aprilia	125	1:17.641	+18.200	+0.679	64.450	5	1:18.584	63.677	4
25	36	80	Bradley Hughes	Conti	80	1:19.287	+19.846	+1.646	63.112	7	1:19.563	62.894	8
26	8	80	Ryan Brain	Conti V3	80	1:20.639	+21.198	+1.352	62.054	4	1:20.926	61.834	3
27	12	F125	Chester Buckle	Aprilia	125	1:32.551	+33.110	+11.912	54.067	8	1:33.390	53.582	6

EMRA Club Championships - Round 1

70-125cc Formula Machines

Mallory Park 1.390 Miles

Qualifying

01/03/2009 09:32

Qualify

Lap	Lap Tm	Diff	Time of Day
(15) Adam Robinson			
1	-:--		9:32:35.946
2	1:09.008	+9.567	9:33:44.954
3	1:04.841	+5.400	9:34:49.795
4	1:03.532	+4.091	9:35:53.327
5	2:40.323	+1:40.882	9:38:33.650
6	1:01.369	+1.928	9:39:35.019
7	1:01.011	+1.570	9:40:36.030
8	59.441	-	9:41:35.471
9	1:03.135	+3.694	9:42:38.606
10	1:04.699	+5.258	9:43:43.305

Lap	Lap Tm	Diff	Time of Day
(10) Danny Smith			
1	-:--		9:32:36.293
2	1:07.312	+7.605	9:33:43.605
3	1:03.293	+3.586	9:34:46.898
4	1:02.407	+2.700	9:35:49.305
5	1:00.668	+0.961	9:36:49.973
6	1:00.805	+1.098	9:37:50.778
7	1:00.802	+1.095	9:38:51.580
8	1:02.276	+2.569	9:39:53.856
9	1:00.165	+0.458	9:40:54.021
10	1:00.965	+1.258	9:41:54.986
11	59.707	-	9:42:54.693
12	1:02.096	+2.389	9:43:56.789

Lap	Lap Tm	Diff	Time of Day
(7) David Renz			
1	-:--		9:35:12.963
2	1:04.189	+3.649	9:36:17.152
3	1:03.664	+3.124	9:37:20.816
4	1:02.042	+1.502	9:38:22.858
5	1:02.108	+1.568	9:39:24.966
6	1:01.112	+0.572	9:40:26.078
7	1:00.743	+0.203	9:41:26.821
8	1:03.120	+2.580	9:42:29.941
9	1:00.540	-	9:43:30.481

Lap	Lap Tm	Diff	Time of Day
(46) Ross Walker			
1	-:--		9:32:36.680
2	1:09.622	+8.774	9:33:46.302
3	1:04.813	+3.965	9:34:51.115
4	1:04.677	+3.829	9:35:55.792
5	1:02.206	+1.358	9:36:57.998
6	1:02.409	+1.561	9:38:00.407
7	1:04.702	+3.854	9:39:05.109
8	1:01.197	+0.349	9:40:06.306
9	1:00.848	-	9:41:07.154
10	1:00.951	+0.103	9:42:08.105
11	1:01.574	+0.726	9:43:09.679

Lap	Lap Tm	Diff	Time of Day
(5) John Lea			
1	-:--		9:33:14.101
2	1:08.356	+7.462	9:34:22.457
3	1:04.385	+3.491	9:35:26.842
4	1:03.697	+2.803	9:36:30.539
5	1:05.397	+4.503	9:37:35.936
6	1:02.350	+1.456	9:38:38.286
7	1:01.587	+0.693	9:39:39.873
8	1:01.188	+0.294	9:40:41.061
9	1:02.607	+1.713	9:41:43.668
10	1:00.894	-	9:42:44.562
11	1:02.375	+1.481	9:43:46.937

Lap	Lap Tm	Diff	Time of Day
(4) Curtis Wright			
1	-:--		9:32:37.549

Lap	Lap Tm	Diff	Time of Day
2	1:09.316	+7.839	9:33:46.865
3	1:04.486	+3.009	9:34:51.351
4	1:04.785	+3.308	9:35:56.136
5	1:02.267	+0.790	9:36:58.403
6	1:01.965	+0.488	9:38:00.368
7	1:03.927	+2.450	9:39:04.295
8	1:02.293	+0.816	9:40:06.588
9	1:01.477	-	9:41:08.065
10	1:02.450	+0.973	9:42:10.515
11	1:03.441	+1.964	9:43:13.956

Lap	Lap Tm	Diff	Time of Day
(25) Elliot Lodge			
1	-:--		9:32:39.462
2	1:09.625	+6.348	9:33:49.087
3	1:07.023	+3.746	9:34:56.110
4	1:07.875	+4.598	9:36:03.985
5	1:05.696	+2.419	9:37:09.681
6	1:04.510	+1.233	9:38:14.191
7	1:05.816	+2.539	9:39:20.007
8	1:03.277	-	9:40:23.284
9	1:04.914	+1.637	9:41:28.198
10	1:07.624	+4.347	9:42:35.822
11	1:04.299	+1.022	9:43:40.121

Lap	Lap Tm	Diff	Time of Day
(20) Lee Jackson			
1	-:--		9:32:40.740
2	1:15.830	+11.640	9:33:56.570
3	1:11.893	+7.703	9:35:08.463
4	1:10.235	+6.045	9:36:18.698
5	1:07.401	+3.211	9:37:26.099
6	1:06.026	+1.836	9:38:32.125
7	1:04.587	+0.397	9:39:36.712
8	1:04.190	-	9:40:40.902
9	1:04.710	+0.520	9:41:45.612
10	1:04.306	+0.116	9:42:49.918
11	1:06.431	+2.241	9:43:56.349

Lap	Lap Tm	Diff	Time of Day
(44) Gavin Perkins			
1	-:--		9:37:20.365
2	1:07.544	+3.286	9:38:27.909
3	1:05.687	+1.429	9:39:33.596
4	1:05.150	+0.892	9:40:38.746
5	1:05.978	+1.720	9:41:44.724
6	1:04.258	-	9:42:48.982
7	1:08.135	+3.877	9:43:57.117

Lap	Lap Tm	Diff	Time of Day
(17) Tom Carne			
1	-:--		9:35:41.779
2	1:09.567	+4.266	9:36:51.346
3	1:06.307	+1.006	9:37:57.653
4	1:07.357	+2.056	9:39:05.010
5	1:05.734	+0.433	9:40:10.744
6	1:06.293	+0.992	9:41:17.037
7	1:06.639	+1.338	9:42:23.676
8	1:05.301	-	9:43:28.977

Lap	Lap Tm	Diff	Time of Day
(100) Connor Tagg			
1	-:--		9:32:42.991
2	1:18.948	+13.213	9:34:01.939
3	1:13.506	+7.771	9:35:15.445
4	1:12.883	+7.148	9:36:28.328
5	1:10.455	+4.720	9:37:38.783
6	1:08.659	+2.924	9:38:47.442
7	1:08.270	+2.535	9:39:55.712
8	1:05.735	-	9:41:01.447
9	1:06.760	+1.025	9:42:08.207

Lap	Lap Tm	Diff	Time of Day
10	1:05.920	+0.185	9:43:14.127
(57) Daniel Murphy			
1	-:--		9:32:44.770
2	1:16.074	+9.777	9:34:00.844
3	1:09.006	+2.709	9:35:09.850
4	1:10.549	+4.252	9:36:20.399
5	1:07.452	+1.155	9:37:27.851
6	1:06.378	+0.081	9:38:34.229
7	1:06.297	-	9:39:40.526
8	1:07.083	+0.786	9:40:47.609
9	1:08.105	+1.808	9:41:55.714
10	1:06.551	+0.254	9:43:02.265

Lap	Lap Tm	Diff	Time of Day
(6) Benjamin Gautrey			
1	-:--		9:32:40.729
2	1:20.115	+13.597	9:34:00.844
3	1:14.320	+7.802	9:35:15.164
4	1:13.129	+6.611	9:36:28.293
5	1:10.376	+3.858	9:37:38.669
6	1:08.814	+2.296	9:38:47.483
7	1:09.111	+2.593	9:39:56.594
8	1:06.719	+0.201	9:41:03.313
9	1:06.518	-	9:42:09.831
10	1:07.393	+0.875	9:43:17.224

Lap	Lap Tm	Diff	Time of Day
(111) Jed Bird			
1	-:--		9:32:42.045
2	1:20.353	+13.042	9:34:02.398
3	1:17.724	+10.413	9:35:20.122
4	1:10.708	+3.397	9:36:30.830
5	1:08.832	+1.521	9:37:39.662
6	1:11.006	+3.695	9:38:50.668
7	1:09.315	+2.004	9:39:59.983
8	1:07.311	-	9:41:07.294

Lap	Lap Tm	Diff	Time of Day
(72) Ricky Tarren			
1	-:--		9:32:39.919
2	1:34.607	+25.211	9:34:14.526
3	1:26.666	+17.270	9:35:41.192
4	1:20.513	+11.117	9:37:01.705
5	1:13.024	+3.628	9:38:14.729
6	1:12.931	+3.535	9:39:27.660
7	1:12.809	+3.413	9:40:40.469
8	1:15.458	+6.062	9:41:55.927
9	1:09.396	-	9:43:05.323

Lap	Lap Tm	Diff	Time of Day
(73) Sam Cherry			
1	-:--		9:35:27.502
2	1:14.311	+4.910	9:36:41.813
3	1:13.113	+3.712	9:37:54.926
4	1:10.219	+0.818	9:39:05.145
5	1:09.401	-	9:40:14.546
6	1:09.655	+0.254	9:41:24.201
7	1:13.230	+3.829	9:42:37.431
8	1:11.974	+2.573	9:43:49.405

Lap	Lap Tm	Diff	Time of Day
(32) Stuart Wilson			
1	-:--		9:34:13.587
2	1:17.235	+7.102	9:35:30.822
3	1:14.236	+4.103	9:36:45.058
4	1:11.877	+1.744	9:37:56.935
5	1:12.882	+2.749	9:39:09.817
6	1:10.503	+0.370	9:40:20.320
7	1:10.133	-	9:41:30.453
8	1:11.230	+1.097	9:42:41.683

EMRA Club Championships - Round 1

70-125cc Formula Machines

Mallory Park 1.390 Miles

Qualifying

01/03/2009 09:32

Qualify

Lap	Lap Tm	Diff	Time of Day
9	1:15.077	+4.944	9:43:56.760

(22) Wesley Seaman

1	-:---		9:37:38.295
2	1:18.280	+7.286	9:38:56.575
3	1:14.398	+3.404	9:40:10.973
4	1:12.329	+1.335	9:41:23.302
5	1:12.561	+1.567	9:42:35.863
6	1:10.994	-	9:43:46.857

(23) Luke Frearson

1	-:---		9:33:19.607
2	1:29.197	+18.001	9:34:48.804
3	1:17.990	+6.794	9:36:06.794
4	1:16.912	+5.716	9:37:23.706
5	1:14.230	+3.034	9:38:37.936
6	1:11.809	+0.613	9:39:49.745
7	1:11.196	-	9:41:00.941
8	1:17.047	+5.851	9:42:17.988
9	1:11.551	+0.355	9:43:29.539

(35) Thomas Chell

1	-:---		9:33:11.395
2	1:26.394	+13.188	9:34:37.789
3	1:18.394	+5.188	9:35:56.183
4	1:13.218	+0.012	9:37:09.401
5	1:13.926	+0.720	9:38:23.327
6	1:13.206	-	9:39:36.533
7	1:16.153	+2.947	9:40:52.686
8	1:13.240	+0.034	9:42:05.926
9	1:16.065	+2.859	9:43:21.991

(85) Lee Ewbank

1	-:---		9:37:39.973
2	1:17.082	+3.711	9:38:57.055
3	1:13.371	-	9:40:10.426
4	1:13.373	+0.002	9:41:23.799
5	1:14.222	+0.851	9:42:38.021
6	1:13.935	+0.564	9:43:51.956

(114) Sam Hornsey

1	-:---		9:33:37.549
2	1:15.327	-	9:34:52.876

(19) Joshu Boyd

1	-:---		9:33:34.046
2	1:41.748	+24.786	9:35:15.794
3	1:24.937	+7.975	9:36:40.731
4	1:21.183	+4.221	9:38:01.914
5	1:19.048	+2.086	9:39:20.962
6	1:17.440	+0.478	9:40:38.402
7	1:17.561	+0.599	9:41:55.963
8	1:16.962	-	9:43:12.925

(30) James Widdowson

1	-:---		9:35:56.592
2	1:25.848	+8.207	9:37:22.440
3	1:19.768	+2.127	9:38:42.208
4	1:18.584	+0.943	9:40:00.792
5	1:17.641	-	9:41:18.433
6	1:19.022	+1.381	9:42:37.455
7	1:19.501	+1.860	9:43:56.956

(36) Bradley Hughes

1	-:---		9:32:58.257
2	1:39.252	+19.965	9:34:37.509

Lap	Lap Tm	Diff	Time of Day
3	1:27.816	+8.529	9:36:05.325
4	1:22.271	+2.984	9:37:27.596
5	1:21.047	+1.760	9:38:48.643
6	1:19.619	+0.332	9:40:08.262
7	1:19.287	-	9:41:27.549
8	1:19.563	+0.276	9:42:47.112

(8) Ryan Brain

1	-:---		9:36:31.977
2	1:23.418	+2.779	9:37:55.395
3	1:20.926	+0.287	9:39:16.321
4	1:20.639	-	9:40:36.960
5	1:22.867	+2.228	9:41:59.827
6	1:21.896	+1.257	9:43:21.723

(12) Chester Buckle

1	-:---		9:32:46.675
2	1:45.181	+12.630	9:34:31.856
3	1:35.174	+2.623	9:36:07.030
4	1:42.165	+9.614	9:37:49.195
5	1:37.969	+5.418	9:39:27.164
6	1:33.390	+0.839	9:41:00.554
7	1:33.771	+1.220	9:42:34.325
8	1:32.551	-	9:44:06.876

Lap	Lap Tm	Diff	Time of Day
-----	--------	------	-------------

EMRA Club Championships - Round 1

70-125cc Formula Machines

Mallory Park 1.390 Miles

Race 1

01/03/2009 08:01

Race (10 Laps)

[1:17.641] [30] James Widdowson	[1:32.551] [12] Chester Buckle	[1:20.639] [8] Ryan Brain	[1:19.287] [36] Bradley Hughes	7
24 [1:13.206] [35] Thomas Chell	27 [1:16.962] [19] Joshu Boyd	26 [1:15.327] [114] Sam Hornsey	25 [1:13.371] [85] Lee Ewbank	6
20 [1:09.401] [73] Sam Cherry	23 [1:11.196] [23] Luke Frearson	22 [1:10.994] [22] Wesley Seaman	21 [1:10.133] [32] Stuart Wilson	5
16 [1:06.297] [57] Daniel Murphy	19 [1:09.396] [72] Ricky Tarren	18 [1:07.311] [111] Jed Bird	17 [1:06.518] [6] Benjamin Gautrey	4
12 [1:04.190] [20] Lee Jackson	15 [1:05.735] [100] Connor Tagg	14 [1:05.301] [17] Tom Carne	13 [1:04.258] [44] Gavin Perkins	3
8 [1:00.848] [46] Ross Walker	11 [1:03.277] [25] Elliot Lodge	10 [1:01.477] [4] Curtis Wright	9 [1:00.894] [5] John Lea	2
4	7 [1:00.540] [7] David Renz	6 [59.707] [10] Danny Smith	5 [59.441] [15] Adam Robinson	1
	3	2	1	

EMRA Club Championships - Round 1

Sorted on Best Lap time

Superstock 600

Mallory Park 1.390 Miles

Qualifying

01/03/2009 09:49

Qualify

Pos	No.	Class	Name	Make	Engine	Best Tm	Diff	Gap	Best Spd	In Lap	2nd Best	2nd Spd	2nd Lap
1	55	SS6	Leon Jeacock	BMC Yamaha	600	56.788	-	-	88.117	11	57.520	86.996	6
2	167	SS6	Richard Wardle	Kawasaki	600	57.232	+0.444	+0.444	87.434	11	57.973	86.316	7
3	94	F600	Steve Tomes	Hornsey St	600	57.395	+0.607	+0.163	87.185	4	57.409	87.164	3
4	16	SS6	Dean Brown	Kawasaki	600	58.632	+1.844	+1.237	85.346	5	58.676	85.282	6
5	29	SS6	Rob Moon	Yamaha	600	58.756	+1.968	+0.124	85.166	10	58.953	84.881	6
6	89	SS6	Stephen Gillings	Yamaha	600	59.090	+2.302	+0.334	84.684	3	1:00.996	82.038	2
7	33	SS6	Stuart Parsons	Yamaha R6	600	59.222	+2.434	+0.132	84.496	9	59.652	83.887	7
8	30	SS6	Colin Orr	Kawasaki	599	59.265	+2.477	+0.043	84.434	6	1:00.333	82.940	8
9	70	SS6	Andrew Holland	Midland VM	600	1:00.424	+3.636	+1.159	82.815	10	1:01.469	81.407	5
10	126	SS6	Dean Young	Yamaha R6	600	1:00.623	+3.835	+0.199	82.543	10	1:00.872	82.205	7
11	185	SS6	Lee Campbell	Yamaha R6	600	1:00.900	+4.112	+0.277	82.167	9	1:01.269	81.673	7
12	23	SS6	Marcus Langford	Triumph	675	1:01.010	+4.222	+0.110	82.019	5	1:01.386	81.517	6
13	106	SS6	Anthony Haywood	Yamaha R6	600	1:01.063	+4.275	+0.053	81.948	7	1:01.152	81.829	6
14	123	SS6	Stuart McCann	Triumph	675	1:01.096	+4.308	+0.033	81.904	10	1:01.606	81.226	6
15	82	SS6	Gary Anslow	Yamaha R6	600	1:01.483	+4.695	+0.387	81.388	10	1:02.049	80.646	6
16	13	SS6	Mark Pennington	Suzuki GSX	600	1:01.531	+4.743	+0.048	81.325	6	1:01.872	80.877	10
17	99	SS6	Robert Carter	Suzuki	600	1:01.650	+4.862	+0.119	81.168	7	1:02.062	80.629	8
18	32	SS6	Dane Oliver	Revolution	600	1:01.995	+5.207	+0.345	80.716	6	1:02.053	80.641	5
19	14	SS6	Stephen Jory	Yamaha	600	1:02.111	+5.323	+0.116	80.565	7	1:02.149	80.516	8
20	72	SS6	Ryan Oliver	Revolution	600	1:03.194	+6.406	+1.083	79.185	6	1:03.507	78.794	4
21	18	SS6	Matthew Lucas	Gixer Junkie	600	1:03.778	+6.990	+0.584	78.460	5	1:04.144	78.012	7
22	64	SS6	Ian Dowding	GSXR	600	1:04.466	+7.678	+0.688	77.622	9	1:04.598	77.464	10
23	15	SS6	Brent Millage	Suzuki K6	600	1:05.899	+9.111	+1.433	75.934	8	1:06.291	75.485	7
24	78	SS6	Phillip Malone	Suzuki	600	1:06.413	+9.625	+0.514	75.347	6	1:06.799	74.911	9
25	189	SS6	Anthony Delaney	Yamaha	600	1:07.741	+10.953	+1.328	73.870	7	1:08.491	73.061	4
26	331	SS6	Mark Buditt	Suzuki GSX	600	1:07.786	+10.998	+0.045	73.821	8	1:08.086	73.495	9

EMRA Club Championships - Round 1

Superstock 600

Mallory Park 1.390 Miles

Qualifying

01/03/2009 09:49

Qualify

Lap	Lap Tm	Diff	Time of Day
(55) Leon Jeacock			
1	-:--		9:49:38.029
2	1:01.108	+4.320	9:50:39.137
3	58.998	+2.210	9:51:38.135
4	1:00.705	+3.917	9:52:38.840
5	1:00.755	+3.967	9:53:39.595
6	57.520	+0.732	9:54:37.115
7	58.182	+1.394	9:55:35.297
8	58.549	+1.761	9:56:33.846
9	59.410	+2.622	9:57:33.256
10	57.611	+0.823	9:58:30.867
11	56.788	-	9:59:27.655

Lap	Lap Tm	Diff	Time of Day
(167) Richard Wardle			
1	-:--		9:49:37.309
2	1:00.935	+3.703	9:50:38.244
3	58.974	+1.742	9:51:37.218
4	1:00.438	+3.206	9:52:37.656
5	1:01.064	+3.832	9:53:38.720
6	57.991	+0.759	9:54:36.711
7	57.973	+0.741	9:55:34.684
8	58.789	+1.557	9:56:33.473
9	58.468	+1.236	9:57:31.941
10	59.030	+1.798	9:58:30.971
11	57.232	-	9:59:28.203

Lap	Lap Tm	Diff	Time of Day
(94) Steve Tomes			
1	-:--		9:49:37.780
2	59.022	+1.627	9:50:36.802
3	57.409	+0.014	9:51:34.211
4	57.395	-	9:52:31.606

Lap	Lap Tm	Diff	Time of Day
(16) Dean Brown			
1	-:--		9:52:04.443
2	1:01.279	+2.647	9:53:05.722
3	1:00.279	+1.647	9:54:06.001
4	59.491	+0.859	9:55:05.492
5	58.632	-	9:56:04.124
6	58.676	+0.044	9:57:02.800
7	59.072	+0.440	9:58:01.872
8	59.151	+0.519	9:59:01.023

Lap	Lap Tm	Diff	Time of Day
(29) Rob Moon			
1	-:--		9:49:34.337
2	1:01.402	+2.646	9:50:35.739
3	59.661	+0.905	9:51:35.400
4	1:00.928	+2.172	9:52:36.328
5	1:00.052	+1.296	9:53:36.380
6	58.953	+0.197	9:54:35.333
7	59.170	+0.414	9:55:34.503
8	59.208	+0.452	9:56:33.711
9	59.020	+0.264	9:57:32.731
10	58.756	-	9:58:31.487
11	59.475	+0.719	9:59:30.962

Lap	Lap Tm	Diff	Time of Day
(89) Stephen Gillings			
1	-:--		9:49:37.708
2	1:00.996	+1.906	9:50:38.704
3	59.090	-	9:51:37.794
4	1:01.011	+1.921	9:52:38.805

Lap	Lap Tm	Diff	Time of Day
(33) Stuart Parsons			
1	-:--		9:49:55.968
2	1:04.137	+4.915	9:51:00.105
3	1:06.710	+7.488	9:52:06.815

Lap	Lap Tm	Diff	Time of Day
4	1:00.501	+1.279	9:53:07.316
5	1:00.028	+0.806	9:54:07.344
6	1:04.267	+5.045	9:55:11.611
7	59.652	+0.430	9:56:11.263
8	1:06.268	+7.046	9:57:17.531
9	59.222	-	9:58:16.753
10	1:04.114	+4.892	9:59:20.867

Lap	Lap Tm	Diff	Time of Day
(30) Colin Orr			
1	-:--		9:49:46.373
2	1:06.513	+7.248	9:50:52.886
3	1:02.291	+3.026	9:51:55.177
4	1:00.666	+1.401	9:52:55.843
5	1:00.382	+1.117	9:53:56.225
6	59.265	-	9:54:55.490
7	1:00.636	+1.371	9:55:56.126
8	1:00.333	+1.068	9:56:56.459
9	1:03.871	+4.606	9:58:00.330
10	1:01.389	+2.124	9:59:01.719

Lap	Lap Tm	Diff	Time of Day
(70) Andrew Holland			
1	-:--		9:49:55.038
2	1:04.416	+3.992	9:50:59.454
3	1:01.822	+1.398	9:52:01.276
4	1:04.297	+3.873	9:53:05.573
5	1:01.469	+1.045	9:54:07.042
6	1:02.478	+2.054	9:55:09.520
7	1:01.488	+1.064	9:56:11.008
8	1:02.753	+2.329	9:57:13.761
9	1:01.972	+1.548	9:58:15.733
10	1:00.424	-	9:59:16.157

Lap	Lap Tm	Diff	Time of Day
(126) Dean Young			
1	-:--		9:49:39.606
2	1:04.296	+3.673	9:50:43.902
3	1:03.668	+3.045	9:51:47.570
4	1:02.441	+1.818	9:52:50.011
5	1:02.754	+2.131	9:53:52.765
6	1:01.471	+0.848	9:54:54.236
7	1:00.872	+0.249	9:55:55.108
8	1:01.031	+0.408	9:56:56.139
9	1:04.206	+3.583	9:58:00.345
10	1:00.623	-	9:59:00.968

Lap	Lap Tm	Diff	Time of Day
(185) Lee Campbell			
1	-:--		9:49:55.260
2	1:04.008	+3.108	9:50:59.268
3	1:01.780	+0.880	9:52:01.048
4	1:02.797	+1.897	9:53:03.845
5	1:01.838	+0.938	9:54:05.683
6	1:02.248	+1.348	9:55:07.931
7	1:01.269	+0.369	9:56:09.200
8	1:01.329	+0.429	9:57:10.529
9	1:00.900	-	9:58:11.429
10	1:02.547	+1.647	9:59:13.976

Lap	Lap Tm	Diff	Time of Day
(23) Marcus Langford			
1	-:--		9:52:22.554
2	1:03.649	+2.639	9:53:26.203
3	1:02.894	+1.884	9:54:29.097
4	1:01.891	+0.881	9:55:30.988
5	1:01.010	-	9:56:31.998
6	1:01.386	+0.376	9:57:33.384
7	1:01.397	+0.387	9:58:34.781

Lap	Lap Tm	Diff	Time of Day
(106) Anthony Haywood			

Lap	Lap Tm	Diff	Time of Day
1	-:--		9:52:38.796
2	1:04.264	+3.201	9:53:43.060
3	1:02.818	+1.755	9:54:45.878
4	1:02.217	+1.154	9:55:48.095
5	1:01.378	+0.315	9:56:49.473
6	1:01.152	+0.089	9:57:50.625
7	1:01.063	-	9:58:51.688

Lap	Lap Tm	Diff	Time of Day
(123) Stuart McCann			
1	-:--		9:49:44.761
2	1:03.276	+2.180	9:50:48.037
3	1:02.632	+1.536	9:51:50.669
4	1:02.828	+1.732	9:52:53.497
5	1:02.301	+1.205	9:53:55.798
6	1:01.606	+0.510	9:54:57.404
7	1:02.141	+1.045	9:55:59.545
8	1:02.214	+1.118	9:57:01.759
9	1:02.250	+1.154	9:58:04.009
10	1:01.096	-	9:59:05.105

Lap	Lap Tm	Diff	Time of Day
(82) Gary Anslow			
1	-:--		9:49:44.680
2	1:07.954	+6.471	9:50:52.634
3	1:06.853	+5.370	9:51:59.487
4	1:03.671	+2.188	9:53:03.158
5	1:02.481	+0.998	9:54:05.639
6	1:02.049	+0.566	9:55:07.688
7	1:02.253	+0.770	9:56:09.941
8	1:03.820	+2.337	9:57:13.761
9	1:02.332	+0.849	9:58:16.093
10	1:01.483	-	9:59:17.576

Lap	Lap Tm	Diff	Time of Day
(13) Mark Pennington			
1	-:--		9:49:37.625
2	1:07.353	+5.822	9:50:44.978
3	1:05.599	+4.068	9:51:50.577
4	1:03.782	+2.251	9:52:54.359
5	1:01.933	+0.402	9:53:56.292
6	1:01.531	-	9:54:57.823
7	1:02.079	+0.548	9:55:59.902
8	1:02.229	+0.698	9:57:02.131
9	1:02.719	+1.188	9:58:04.850
10	1:01.872	+0.341	9:59:06.722

Lap	Lap Tm	Diff	Time of Day
(99) Robert Carter			
1	-:--		9:49:55.041
2	1:07.106	+5.456	9:51:02.147
3	1:04.060	+2.410	9:52:06.207
4	1:03.001	+1.351	9:53:09.208
5	1:03.630	+1.980	9:54:12.838
6	1:02.623	+0.973	9:55:15.461
7	1:01.650	-	9:56:17.111
8	1:02.062	+0.412	9:57:19.173
9	1:02.431	+0.781	9:58:21.604
10	1:02.660	+1.010	9:59:24.264

Lap	Lap Tm	Diff	Time of Day
(32) Dane Oliver			
1	-:--		9:49:38.943
2	1:05.198	+3.203	9:50:44.141
3	1:04.144	+2.149	9:51:48.285
4	1:02.874	+0.879	9:52:51.159
5	1:02.053	+0.058	9:53:53.212
6	1:01.995	-	9:54:55.207
7	1:05.412	+3.417	9:56:00.619
8	1:06.405	+4.410	9:57:07.024
9	1:04.471	+2.476	9:58:11.495

EMRA Club Championships - Round 1

Superstock 600

Mallory Park 1.390 Miles

Qualifying

01/03/2009 09:49

Qualify

Lap	Lap Tm	Diff	Time of Day
10	1:04.536	+2.541	9:59:16.031

(14) Stephen Jory

1	-:--		9:49:45.457
2	1:07.935	+5.824	9:50:53.392
3	1:05.433	+3.322	9:51:58.825
4	1:03.297	+1.186	9:53:02.122
5	1:02.433	+0.322	9:54:04.555
6	1:02.176	+0.065	9:55:06.731
7	1:02.111	-	9:56:08.842
8	1:02.149	+0.038	9:57:10.991
9	1:03.734	+1.623	9:58:14.725
10	1:03.277	+1.166	9:59:18.002

(72) Ryan Oliver

1	-:--		9:49:36.585
2	1:07.243	+4.049	9:50:43.828
3	1:06.031	+2.837	9:51:49.859
4	1:03.507	+0.313	9:52:53.366
5	1:04.391	+1.197	9:53:57.757
6	1:03.194	-	9:55:00.951
7	1:04.075	+0.881	9:56:05.026
8	1:04.002	+0.808	9:57:09.028
9	1:05.419	+2.225	9:58:14.447
10	1:04.113	+0.919	9:59:18.560

(18) Matthew Lucas

1	-:--		9:49:36.213
2	1:07.266	+3.488	9:50:43.479
3	1:06.740	+2.962	9:51:50.219
4	1:05.907	+2.129	9:52:56.126
5	1:03.778	-	9:53:59.904
6	1:04.161	+0.383	9:55:04.065
7	1:04.144	+0.366	9:56:08.209
8	1:05.269	+1.491	9:57:13.478
9	1:04.905	+1.127	9:58:18.383
10	1:05.633	+1.855	9:59:24.016

(64) Ian Dowding

1	-:--		9:49:43.680
2	1:08.410	+3.944	9:50:52.090
3	1:06.592	+2.126	9:51:58.682
4	1:06.803	+2.337	9:53:05.485
5	1:05.434	+0.968	9:54:10.919
6	1:05.467	+1.001	9:55:16.386
7	1:04.845	+0.379	9:56:21.231
8	1:05.170	+0.704	9:57:26.401
9	1:04.466	-	9:58:30.867
10	1:04.598	+0.132	9:59:35.465

(15) Brent Millage

1	-:--		9:49:44.456
2	1:09.027	+3.128	9:50:53.483
3	1:07.243	+1.344	9:52:00.726
4	1:06.340	+0.441	9:53:07.066
5	1:06.838	+0.939	9:54:13.904
6	1:06.387	+0.488	9:55:20.291
7	1:06.291	+0.392	9:56:26.582
8	1:05.899	-	9:57:32.481
9	1:06.999	+1.100	9:58:39.480
10	1:06.827	+0.928	9:59:46.307

(78) Phillip Malone

1	-:--		9:50:04.526
2	1:15.008	+8.595	9:51:19.534
3	1:10.713	+4.300	9:52:30.247

Lap	Lap Tm	Diff	Time of Day
4	1:10.092	+3.679	9:53:40.339
5	1:07.797	+1.384	9:54:48.136
6	1:06.413	-	9:55:54.549
7	1:07.129	+0.716	9:57:01.678
8	1:07.011	+0.598	9:58:08.689
9	1:06.799	+0.386	9:59:15.488

(189) Anthony Delaney

1	-:--		9:49:46.787
2	3:35.652	+2:27.911	9:53:22.439
3	1:11.424	+3.683	9:54:33.863
4	1:08.491	+0.750	9:55:42.354
5	1:09.055	+1.314	9:56:51.409
6	1:08.798	+1.057	9:58:00.207
7	1:07.741	-	9:59:07.948

(331) Mark Buditt

1	-:--		9:50:04.933
2	1:15.991	+8.205	9:51:20.924
3	1:11.627	+3.841	9:52:32.551
4	1:10.886	+3.100	9:53:43.437
5	1:08.117	+0.331	9:54:51.554
6	1:08.228	+0.442	9:55:59.782
7	1:08.167	+0.381	9:57:07.949
8	1:07.786	-	9:58:15.735
9	1:08.086	+0.300	9:59:23.821

Lap	Lap Tm	Diff	Time of Day
-----	--------	------	-------------

EMRA Club Championships - Round 1

Superstock 600

Mallory Park 1.390 Miles

Race 7

01/03/2009 08:07

Race (10 Laps)

[1:06.413] [78] Phillip Malone	[1:05.899] [15] Brent Millage	[1:07.786] [331] Mark Buditt	[1:07.741] [189] Anthony Delaney	7
24 [1:03.194] [72] Ryan Oliver	23 [1:02.111] [14] Stephen Jory	26 [1:04.466] [64] Ian Dowding	25 [1:03.778] [18] Matthew Lucas	6
20 [1:01.531] [13] Mark Pennington	19 [1:01.483] [82] Gary Anslow	22 [1:01.995] [32] Dane Oliver	21 [1:01.650] [99] Robert Carter	5
16 [1:01.010] [23] Marcus Langford	15 [1:00.900] [185] Lee Campbell	18 [1:01.096] [123] Stuart McCann	17 [1:01.063] [106] Anthony Haywood	4
12 [59.265] [30] Colin Orr	11 [59.222] [33] Stuart Parsons	14 [1:00.623] [126] Dean Young	13 [1:00.424] [70] Andrew Holland	3
8 [58.632] [16] Dean Brown	7 [57.395] [94] Steve Tomes	10 [59.090] [89] Stephen Gillings	9 [58.756] [29] Rob Moon	2
4	3	6 [57.232] [167] Richard Wardle	5 [56.788] [55] Leon Jeacock	1
		2	1	

EMRA Club Championships - Round 1

Sorted on Best Lap time

F400 & Earlystocks

Mallory Park 1.390 Miles

Qualifying

01/03/2009 10:02

Qualify

Pos	No.	Class	Name	Make	Engine	Best Tm	Diff	Gap	Best Spd	In Lap	2nd Best	2nd Spd	2nd Lap
1	169	F400	Mike Dorey	BMC Honda	400	1:01.176	-	-	81.797	7	1:01.961	80.760	6
2	194	F400	Mark Hornsey	Honda	400	1:01.199	+0.023	+0.023	81.766	5	1:02.074	80.613	6
3	3	F400	Simon Edmondson	RVF Honda	400	1:01.699	+0.523	+0.500	81.103	6	1:01.968	80.751	7
4	98	F400	James Simpson	JSR Kawasaki	400	1:01.707	+0.531	+0.008	81.093	6	1:01.955	80.768	5
5	127	F400	Richard Saunders	Kawasaki X	400	1:02.562	+1.386	+0.855	79.985	6	1:02.923	79.526	7
6	216	ESTX	Alec Gilfillan	Suzuki	1100	1:03.441	+2.265	+0.879	78.876	8	1:04.044	78.134	9
7	77	F400	Ian Fletcher	Honda	400	1:03.706	+2.530	+0.265	78.548	8	1:03.784	78.452	9
8	21	F400	Elliot Stevens	Yamaha	400	1:04.116	+2.940	+0.410	78.046	9	1:04.251	77.882	7
9	104	F400	Cameron Wilson	Suzuki SV	650	1:04.343	+3.167	+0.227	77.771	3	1:05.151	76.806	6
10	134	F400	Justin Little	Honda	400	1:04.970	+3.794	+0.627	77.020	8	1:05.135	76.825	3
11	120	F400	Daniel Brown	Kawasaki	400	1:05.650	+4.474	+0.680	76.222	9	1:06.254	75.528	10
12	202	ESTX	Aidy Brennan	Suzuki	1000	1:05.865	+4.689	+0.215	75.974	6	1:06.431	75.326	7
13	275	ESTX	Neil Myatt	Kawasaki	750	1:06.493	+5.317	+0.628	75.256	6	1:06.681	75.044	5
14	17	F400	Stephen Cullen	ZXR400	399	1:06.612	+5.436	+0.119	75.122	7	1:07.431	74.209	9
15	170	F400	Richard Dorey	BMC Honda	400	1:06.654	+5.478	+0.042	75.074	6	1:06.710	75.011	8
16	136	F400	Mark James	BMC Honda	400	1:06.654	+5.478	-	75.074	8	1:06.745	74.972	5
17	114	F400	Sam Hornsey	Honda	400	1:06.655	+5.479	+0.001	75.073	9	1:07.305	74.348	10
18	316	LC	Mark Emuss	Yamaha LC	250	1:06.931	+5.755	+0.276	74.764	8	1:09.166	72.348	7
19	228	ESTX	Jonathan Mold	Kawasaki	750	1:08.983	+7.807	+2.052	72.540	8	1:09.924	71.563	6
20	278	ESTX	Bob Green	Suzuki	750	1:09.331	+8.155	+0.348	72.176	8	1:10.142	71.341	9
21	226	ESTX	Colin Young	Yamaha	600	1:09.842	+8.666	+0.511	71.647	10	1:09.970	71.516	8
22	85	LC	John Hunt	Yamaha LC	250	1:09.894	+8.718	+0.052	71.594	5	1:10.757	70.721	4
23	56	F400	Adam Hodgkinson	Honda	400	1:09.904	+8.728	+0.010	71.584	3	1:21.676	61.266	2
24	175	F400	Steve Setchell	RGV	250	1:10.479	+9.303	+0.575	71.000	9	1:10.954	70.525	6
25	20	LC	Andy Wilson	Yamaha 250	247	1:12.468	+11.292	+1.989	69.051	8	1:12.642	68.886	7
26	288	ESTX	Daniel Bullin	Kawasaki	750	1:17.616	+16.440	+5.148	64.471	5	1:17.926	64.215	4
27	280	ESTX	Jason Woodland	Kawasaki	750	1:19.283	+18.107	+1.667	63.116	5	1:20.040	62.519	8

EMRA Club Championships - Round 1

F400 & Earlstocks

Mallory Park 1.390 Miles

Qualifying

01/03/2009 10:02

Qualify

Lap	Lap Tm	Diff	Time of Day
(169) Mike Dorey			
1	-:--		10:05:52.015
2	1:05.084	+3.908	10:06:57.099
3	1:03.931	+2.755	10:08:01.030
4	1:02.235	+1.059	10:09:03.265
5	1:03.373	+2.197	10:10:06.638
6	1:01.961	+0.785	10:11:08.599
7	1:01.176	-	10:12:09.775
8	1:02.232	+1.056	10:13:12.007

Lap	Lap Tm	Diff	Time of Day
(194) Mark Horsey			
1	-:--		10:02:59.235
2	1:21.372	+20.173	10:04:20.607
3	1:17.616	+16.417	10:05:38.223
4	1:02.949	+1.750	10:06:41.172
5	1:01.199	-	10:07:42.371
6	1:02.074	+0.875	10:08:44.445
7	1:03.084	+1.885	10:09:47.529

Lap	Lap Tm	Diff	Time of Day
(3) Simon Edmondson			
1	-:--		10:05:27.436
2	1:03.872	+2.173	10:06:31.308
3	1:04.779	+3.080	10:07:36.087
4	1:03.031	+1.332	10:08:39.118
5	1:02.150	+0.451	10:09:41.268
6	1:01.699	-	10:10:42.967
7	1:01.968	+0.269	10:11:44.935
8	1:03.156	+1.457	10:12:48.091
9	1:05.620	+3.921	10:13:53.711

Lap	Lap Tm	Diff	Time of Day
(98) James Simpson			
1	-:--		10:05:26.704
2	1:03.754	+2.047	10:06:30.458
3	1:02.776	+1.069	10:07:33.234
4	1:03.566	+1.859	10:08:36.800
5	1:01.955	+0.248	10:09:38.755
6	1:01.707	-	10:10:40.462
7	1:02.009	+0.302	10:11:42.471
8	1:06.182	+4.475	10:12:48.653
9	1:05.214	+3.507	10:13:53.867

Lap	Lap Tm	Diff	Time of Day
(127) Richard Saunders			
1	-:--		10:02:50.524
2	1:09.023	+6.461	10:03:59.547
3	1:05.700	+3.138	10:05:05.247
4	1:03.419	+0.857	10:06:08.666
5	1:04.463	+1.901	10:07:13.129
6	1:02.562	-	10:08:15.691
7	1:02.923	+0.361	10:09:18.614

Lap	Lap Tm	Diff	Time of Day
(216) Alec Gilfillan			
1	-:--		10:03:09.930
2	1:19.713	+16.272	10:04:29.643
3	1:09.450	+6.009	10:05:39.093
4	1:06.433	+2.992	10:06:45.526
5	1:05.566	+2.125	10:07:51.092
6	1:05.162	+1.721	10:08:56.254
7	1:05.031	+1.590	10:10:01.285
8	1:03.441	-	10:11:04.726
9	1:04.044	+0.603	10:12:08.770
10	1:04.339	+0.898	10:13:13.109

Lap	Lap Tm	Diff	Time of Day
(77) Ian Fletcher			
1	-:--		10:02:59.301
2	1:12.549	+8.843	10:04:11.850

Lap	Lap Tm	Diff	Time of Day
3	1:05.293	+1.587	10:05:17.143
4	1:04.824	+1.118	10:06:21.967
5	1:03.905	+0.199	10:07:25.872
6	1:04.031	+0.325	10:08:29.903
7	1:04.322	+0.616	10:09:34.225
8	1:03.706	-	10:10:37.931
9	1:03.784	+0.078	10:11:41.715
10	1:05.173	+1.467	10:12:46.888
11	1:06.622	+2.916	10:13:53.510

Lap	Lap Tm	Diff	Time of Day
(21) Elliot Stevens			
1	-:--		10:03:04.012
2	1:17.971	+13.855	10:04:21.983
3	1:08.896	+4.780	10:05:30.879
4	1:05.707	+1.591	10:06:36.586
5	1:05.014	+0.898	10:07:41.600
6	1:04.931	+0.815	10:08:46.531
7	1:04.251	+0.135	10:09:50.782
8	1:05.948	+1.832	10:10:56.730
9	1:04.116	-	10:12:00.846
10	1:04.735	+0.619	10:13:05.581
11	1:04.904	+0.788	10:14:10.485

Lap	Lap Tm	Diff	Time of Day
(104) Cameron Wilson			
1	-:--		10:03:59.224
2	1:06.469	+2.126	10:05:05.693
3	1:04.343	-	10:06:10.036
4	1:06.417	+2.074	10:07:16.453
5	1:06.814	+2.471	10:08:23.267
6	1:05.151	+0.808	10:09:28.418
7	1:05.281	+0.938	10:10:33.699
8	1:06.623	+2.280	10:11:40.322
9	1:08.061	+3.718	10:12:48.383
10	1:06.578	+2.235	10:13:54.961

Lap	Lap Tm	Diff	Time of Day
(134) Justin Little			
1	-:--		10:05:55.621
2	1:07.846	+2.876	10:07:03.467
3	1:05.135	+0.165	10:08:08.602
4	1:05.496	+0.526	10:09:14.098
5	1:05.393	+0.423	10:10:19.491
6	1:06.843	+1.873	10:11:26.334
7	1:05.287	+0.317	10:12:31.621
8	1:04.970	-	10:13:36.591

Lap	Lap Tm	Diff	Time of Day
(120) Daniel Brown			
1	-:--		10:03:05.820
2	1:24.409	+18.759	10:04:30.229
3	1:13.994	+8.344	10:05:44.223
4	1:10.677	+5.027	10:06:54.900
5	1:10.169	+4.519	10:08:05.069
6	1:07.616	+1.966	10:09:12.685
7	1:06.465	+0.815	10:10:19.150
8	1:07.525	+1.875	10:11:26.675
9	1:05.650	-	10:12:32.325
10	1:06.254	+0.604	10:13:38.579

Lap	Lap Tm	Diff	Time of Day
(202) Aidy Brennan			
1	-:--		10:03:21.652
2	2:26.222	+1:20.357	10:05:47.874
3	1:08.397	+2.532	10:06:56.271
4	1:07.770	+1.905	10:08:04.041
5	1:06.589	+0.724	10:09:10.630
6	1:05.865	-	10:10:16.495
7	1:06.431	+0.566	10:11:22.926
8	1:06.604	+0.739	10:12:29.530

Lap	Lap Tm	Diff	Time of Day
9	1:08.816	+2.951	10:13:38.346

Lap	Lap Tm	Diff	Time of Day
(275) Neil Myatt			
1	-:--		10:03:04.570
2	1:16.587	+10.094	10:04:21.157
3	1:10.048	+3.555	10:05:31.205
4	1:07.840	+1.347	10:06:39.045
5	1:06.681	+0.188	10:07:45.726
6	1:06.493	-	10:08:52.219
7	1:07.854	+1.361	10:10:00.073
8	1:07.416	+0.923	10:11:07.489
9	1:06.757	+0.264	10:12:14.246
10	1:07.310	+0.817	10:13:21.556

Lap	Lap Tm	Diff	Time of Day
(17) Stephen Cullen			
1	-:--		10:03:02.329
2	1:19.291	+12.679	10:04:21.620
3	1:12.546	+5.934	10:05:34.166
4	1:08.957	+2.345	10:06:43.123
5	1:09.689	+3.077	10:07:52.812
6	1:08.664	+2.052	10:09:01.476
7	1:06.612	-	10:10:08.088
8	1:10.387	+3.775	10:11:18.475
9	1:07.431	+0.819	10:12:25.906
10	1:20.719	+14.107	10:13:46.625

Lap	Lap Tm	Diff	Time of Day
(170) Richard Dorey			
1	-:--		10:05:31.095
2	1:10.648	+3.994	10:06:41.743
3	1:09.245	+2.591	10:07:50.988
4	1:08.458	+1.804	10:08:59.446
5	1:08.149	+1.495	10:10:07.595
6	1:06.654	-	10:11:14.249
7	1:06.984	+0.330	10:12:21.233
8	1:06.710	+0.056	10:13:27.943

Lap	Lap Tm	Diff	Time of Day
(136) Mark James			
1	-:--		10:06:00.873
2	1:09.749	+3.095	10:07:10.622
3	1:07.606	+0.952	10:08:18.228
4	1:07.527	+0.873	10:09:25.755
5	1:06.745	+0.091	10:10:32.500
6	1:07.619	+0.965	10:11:40.119
7	1:07.742	+1.088	10:12:47.861
8	1:06.654	-	10:13:54.515

Lap	Lap Tm	Diff	Time of Day
(114) Sam Horsey			
1	-:--		10:02:58.646
2	1:21.861	+15.206	10:04:20.507
3	1:17.181	+10.526	10:05:37.688
4	1:12.346	+5.691	10:06:50.034
5	1:10.678	+4.023	10:08:00.712
6	1:09.647	+2.992	10:09:10.359
7	1:08.549	+1.894	10:10:18.908
8	1:08.347	+1.692	10:11:27.255
9	1:06.655	-	10:12:33.910
10	1:07.305	+0.650	10:13:41.215

Lap	Lap Tm	Diff	Time of Day
(316) Mark Emuss			
1	-:--		10:03:07.009
2	1:18.460	+11.529	10:04:25.469
3	1:10.885	+3.954	10:05:36.354
4	1:10.295	+3.364	10:06:46.649
5	1:09.959	+3.028	10:07:56.608
6	1:21.157	+14.226	10:09:17.765
7	1:09.166	+2.235	10:10:26.931

EMRA Club Championships - Round 1

F400 & Earlstocks

Mallory Park 1.390 Miles

Qualifying

01/03/2009 10:02

Qualify

Lap	Lap Tm	Diff	Time of Day
8	<u>1:06.931</u>	-	10:11:33.862
(228) Jonathan Mold			
1	-:---		10:05:59.131
2	<u>1:13.131</u>	+4.148	10:07:12.262
3	<u>1:11.762</u>	+2.779	10:08:24.024
4	<u>1:10.854</u>	+1.871	10:09:34.878
5	<u>1:10.571</u>	+1.588	10:10:45.449
6	<u>1:09.924</u>	+0.941	10:11:55.373
7	<u>1:09.985</u>	+1.002	10:13:05.358
8	<u>1:08.983</u>	-	10:14:14.341

Lap	Lap Tm	Diff	Time of Day
(278) Bob Green			
1	-:---		10:03:02.841
2	<u>1:23.203</u>	+13.872	10:04:26.044
3	<u>1:13.618</u>	+4.287	10:05:39.662
4	<u>1:12.817</u>	+3.486	10:06:52.479
5	<u>1:12.386</u>	+3.055	10:08:04.865
6	<u>1:12.138</u>	+2.807	10:09:17.003
7	<u>1:10.999</u>	+1.668	10:10:28.002
8	<u>1:09.331</u>	-	10:11:37.333
9	<u>1:10.142</u>	+0.811	10:12:47.475
10	<u>1:10.440</u>	+1.109	10:13:57.915

Lap	Lap Tm	Diff	Time of Day
(226) Colin Young			
1	-:---		10:03:03.182
2	<u>1:22.865</u>	+13.023	10:04:26.047
3	<u>1:12.932</u>	+3.090	10:05:38.979
4	<u>1:10.906</u>	+1.064	10:06:49.885
5	<u>1:11.931</u>	+2.089	10:08:01.816
6	<u>1:10.976</u>	+1.134	10:09:12.792
7	<u>1:10.886</u>	+1.044	10:10:23.678
8	<u>1:09.970</u>	+0.128	10:11:33.648
9	<u>1:10.391</u>	+0.549	10:12:44.039
10	<u>1:09.842</u>	-	10:13:53.881

Lap	Lap Tm	Diff	Time of Day
(85) John Hunt			
1	-:---		10:02:54.165
2	<u>1:13.551</u>	+3.657	10:04:07.716
3	<u>1:11.343</u>	+1.449	10:05:19.059
4	<u>1:10.757</u>	+0.863	10:06:29.816
5	<u>1:09.894</u>	-	10:07:39.710
6	<u>1:10.950</u>	+1.056	10:08:50.660
7	<u>1:11.495</u>	+1.601	10:10:02.155
8	<u>1:12.310</u>	+2.416	10:11:14.465

Lap	Lap Tm	Diff	Time of Day
(56) Adam Hodgkinson			
1	-:---		10:03:09.801
2	<u>1:21.676</u>	+11.772	10:04:31.477
3	<u>1:09.904</u>	-	10:05:41.381

Lap	Lap Tm	Diff	Time of Day
(175) Steve Setchell			
1	-:---		10:03:04.854
2	<u>1:21.833</u>	+11.354	10:04:26.687
3	<u>1:14.026</u>	+3.547	10:05:40.713
4	<u>1:14.005</u>	+3.526	10:06:54.718
5	<u>1:11.789</u>	+1.310	10:08:06.507
6	<u>1:10.954</u>	+0.475	10:09:17.461
7	<u>1:12.479</u>	+2.000	10:10:29.940
8	<u>1:11.554</u>	+1.075	10:11:41.494
9	<u>1:10.479</u>	-	10:12:51.973
10	<u>1:11.638</u>	+1.159	10:14:03.611

Lap	Lap Tm	Diff	Time of Day
(20) Andy Wilson			
1	-:---		10:03:01.168
2	<u>1:23.987</u>	+11.519	10:04:25.155

Lap	Lap Tm	Diff	Time of Day
3	<u>1:18.381</u>	+5.913	10:05:43.536
4	<u>1:16.705</u>	+4.237	10:07:00.241
5	<u>1:13.525</u>	+1.057	10:08:13.766
6	<u>1:14.012</u>	+1.544	10:09:27.778
7	<u>1:12.642</u>	+0.174	10:10:40.420
8	<u>1:12.468</u>	-	10:11:52.888
9	<u>1:13.616</u>	+1.148	10:13:06.504
10	<u>1:13.088</u>	+0.620	10:14:19.592

Lap	Lap Tm	Diff	Time of Day
(288) Daniel Bullin			
1	-:---		10:03:09.000
2	<u>2:51.561</u>	+1:33.945	10:06:00.561
3	<u>1:19.731</u>	+2.115	10:07:20.292
4	<u>1:17.926</u>	+0.310	10:08:38.218
5	<u>1:17.616</u>	-	10:09:55.834
6	<u>1:18.316</u>	+0.700	10:11:14.150
7	<u>1:18.434</u>	+0.818	10:12:32.584
8	<u>1:18.860</u>	+1.244	10:13:51.444

Lap	Lap Tm	Diff	Time of Day
(280) Jason Woodland			
1	-:---		10:03:02.188
2	<u>1:25.413</u>	+6.130	10:06:00.004
3	<u>1:24.819</u>	+5.536	10:07:24.823
4	<u>1:23.220</u>	+3.937	10:08:48.043
5	<u>1:19.283</u>	-	10:10:07.326
6	<u>1:20.364</u>	+1.081	10:11:27.690
7	<u>1:20.639</u>	+1.356	10:12:48.329
8	<u>1:20.040</u>	+0.757	10:14:08.369

Lap	Lap Tm	Diff	Time of Day
-----	--------	------	-------------

EMRA Club Championships - Round 1

F400 & Earlystocks

Mallory Park 1.390 Miles

Race 2

01/03/2009 08:02

Race (10 Laps)

[1:10.479] [175] Steve Setchell	[1:19.283] [280] Jason Woodland	[1:17.616] [288] Daniel Bullin	[1:12.468] [20] Andy Wilson	7
24 [1:09.331] [278] Bob Green	27 [1:09.904] [56] Adam Hodgkinson	26 [1:09.894] [85] John Hunt	25 [1:09.842] [226] Colin Young	6
20 [1:06.654] [136] Mark James	23 [1:08.983] [228] Jonathan Mold	22 [1:06.931] [316] Mark Emuss	21 [1:06.655] [114] Sam Hornsey	5
16 [1:05.865] [202] Aidy Brennan	19 [1:06.654] [170] Richard Dorey	18 [1:06.612] [17] Stephen Cullen	17 [1:06.493] [275] Neil Myatt	4
12 [1:04.116] [21] Elliot Stevens	15 [1:05.650] [120] Daniel Brown	14 [1:04.970] [134] Justin Little	13 [1:04.343] [104] Cameron Wilson	3
8 [1:01.707] [98] James Simpson	11 [1:03.706] [77] Ian Fletcher	10 [1:03.441] [216] Alec Gilfillan	9 [1:02.562] [127] Richard Saunders	2
4	7 [1:01.699] [3] Simon Edmondson	6 [1:01.199] [194] Mark Hornsey	5 [1:01.176] [169] Mike Dorey	1
3	3	2	1	

EMRA Club Championships - Round 1

Sorted on Best Lap time

Formula 600

Mallory Park 1.390 Miles

Qualifying

01/03/2009 10:15

Qualify

Pos	No.	Class	Name	Make	Engine	Best Tm	Diff	Gap	Best Spd	In Lap	2nd Best	2nd Spd	2nd Lap
1	94	F600	Steve Tomes	Hornsey Str	600	56.391	-	-	88.738	4	57.215	87.460	3
2	71	F600	Jody Lees	Yamaha R6	600	56.645	+0.254	+0.254	88.340	10	56.981	87.819	9
3	711	F600	Richard Durber	Yamaha	600	56.793	+0.402	+0.148	88.109	8	58.429	85.642	6
4	6	F600	Gary Arden	Suzuki	600	57.324	+0.933	+0.531	87.293	8	57.714	86.703	6
5	55	F600	Leon Jeacock	BMC Yamaha	600	57.770	+1.379	+0.446	86.619	8	58.143	86.064	9
6	116	F600	Steve Harper	Triumph	675	57.872	+1.481	+0.102	86.467	9	57.997	86.280	10
7	29	F600	Rob Moon	Yamaha	600	58.033	+1.642	+0.161	86.227	9	58.216	85.956	10
8	16	F600	Dean Brown	Kawasaki	600	58.176	+1.785	+0.143	86.015	4	59.097	84.674	5
9	191	F600	Dylan Roberts	Yamaha R6	600	58.410	+2.019	+0.234	85.670	9	58.872	84.998	8
10	107	F600	Tom Meehan	Yamaha	600	58.477	+2.086	+0.067	85.572	9	59.467	84.148	4
11	126	F600	Dean Young	Yamaha R6	600	58.796	+2.405	+0.319	85.108	8	58.839	85.046	12
12	89	F600	Stephen Gillings	Yamaha	600	58.846	+2.455	+0.050	85.036	7	58.895	84.965	6
13	45	F600	Michael Ellis	Yamaha	600	58.944	+2.553	+0.098	84.894	9	59.171	84.568	10
14	511	F600	Wayne Sutton	Kawasaki	600	58.975	+2.584	+0.031	84.850	8	59.215	84.506	10
15	61	F600	Dean Armstrong	Yamaha R6	600	59.209	+2.818	+0.234	84.514	9	59.368	84.288	10
16	69	F600	Paul Bannister	Triumph	675	1:00.049	+3.658	+0.840	83.332	8	1:00.332	82.941	10
17	82	F600	Gary Anslow	Yamaha R6	600	1:00.217	+3.826	+0.168	83.099	10	1:00.507	82.701	11
18	72	F600	Ryan Oliver	Revolution	600	1:00.386	+3.995	+0.169	82.867	10	1:00.451	82.778	12
19	100	F600	Sam Smithson	Honda CBR	600	1:00.440	+4.049	+0.054	82.793	10	1:01.237	81.715	9
20	62	F600	Barrie Yeend	Yamaha R6	600	1:00.881	+4.490	+0.441	82.193	11	1:02.063	80.628	7
21	127	F600	Richard Saunders	Honda CBR	600	1:00.974	+4.583	+0.093	82.068	11	1:01.392	81.509	10
22	77	F600	Ian Fletcher	Suzuki	600	1:01.252	+4.861	+0.278	81.695	9	1:02.685	79.828	8
23	79	F600	Daniel Moss	R & D GSXR	600	1:01.614	+5.223	+0.362	81.215	11	1:01.681	81.127	10
24	46	F600	Andrew Nicholson	Honda CBR	600	1:01.719	+5.328	+0.105	81.077	4	1:02.158	80.505	5
25	73	F600	Stephen Taylor	Honda CBR	600	1:01.882	+5.491	+0.163	80.864	11	1:02.636	79.890	9
26	43	F600	Paul O'Connor	Yamaha R6	600	1:02.580	+6.189	+0.698	79.962	7	1:03.497	78.807	6
27	90	F600	Mark Wood	Yamaha R6	600	1:02.706	+6.315	+0.126	79.801	8	1:02.883	79.576	9
28	103	F600	Richard Duncan	Suzuki GSX	600	1:03.737	+7.346	+1.031	78.510	11	1:03.996	78.192	10
29	58	F600	Mark Nieschmidt	Honda	600	1:04.340	+7.949	+0.603	77.774	6	1:04.550	77.521	7
30	76	SS6	Chris Rigg	Honda	600	1:05.326	+8.935	+0.986	76.600	10	1:05.506	76.390	9
31	137	F600	Rob Cockson	Honda CBR	600	1:05.814	+9.423	+0.488	76.032	10	1:06.407	75.354	8
32	129	F600	James Bromfield	Yamaha R6	599	4:27.620	+3:31.229	3:21.806	18.698	2	----	-	1
33	194	F400	Mark Hornsey	Honda	400	----	-	-	-	0	----	-	0

EMRA Club Championships - Round 1

Formula 600

Mallory Park 1.390 Miles

Qualifying

01/03/2009 10:15

Qualify

Lap	Lap Tm	Diff	Time of Day
(94) Steve Tomes			
1	-:--		10:21:09.438
2	57.738	+1.347	10:22:07.176
3	57.215	+0.824	10:23:04.391
4	56.391	-	10:24:00.782

Lap	Lap Tm	Diff	Time of Day
(71) Jody Lees			
1	-:--		10:16:01.229
2	1:07.592	+10.947	10:17:08.821
3	1:00.646	+4.001	10:18:09.467
4	58.503	+1.858	10:19:07.970
5	58.564	+1.919	10:20:06.534
6	57.656	+1.011	10:21:04.190
7	57.618	+0.973	10:22:01.808
8	57.660	+1.015	10:22:59.468
9	56.981	+0.336	10:23:56.449
10	56.645	-	10:24:53.094

Lap	Lap Tm	Diff	Time of Day
(711) Richard Durber			
1	-:--		10:19:45.490
2	1:01.014	+4.221	10:20:46.504
3	58.753	+1.960	10:21:45.257
4	59.002	+2.209	10:22:44.259
5	58.584	+1.791	10:23:42.843
6	58.429	+1.636	10:24:41.272
7	58.531	+1.738	10:25:39.803
8	56.793	-	10:26:36.596

Lap	Lap Tm	Diff	Time of Day
(6) Gary Arden			
1	-:--		10:15:58.393
2	1:00.908	+3.584	10:16:59.301
3	58.420	+1.096	10:17:57.721
4	57.828	+0.504	10:18:55.549
5	57.777	+0.453	10:19:53.326
6	57.714	+0.390	10:20:51.040
7	57.806	+0.482	10:21:48.846
8	57.324	-	10:22:46.170

Lap	Lap Tm	Diff	Time of Day
(55) Leon Jeacock			
1	-:--		10:16:30.201
2	1:04.365	+6.595	10:17:34.566
3	59.715	+1.945	10:18:34.281
4	1:01.113	+3.343	10:19:35.394
5	58.599	+0.829	10:20:33.993
6	59.092	+1.322	10:21:33.085
7	58.561	+0.791	10:22:31.646
8	57.770	-	10:23:29.416
9	58.143	+0.373	10:24:27.559
10	58.839	+1.069	10:25:26.398
11	58.569	+0.799	10:26:24.967

Lap	Lap Tm	Diff	Time of Day
(116) Steve Harper			
1	-:--		10:16:08.029
2	1:07.160	+9.288	10:17:15.189
3	1:02.638	+4.766	10:18:17.827
4	59.902	+2.030	10:19:17.729
5	1:00.543	+2.671	10:20:18.272
6	1:04.939	+7.067	10:21:23.211
7	1:00.425	+2.553	10:22:23.636
8	59.338	+1.466	10:23:22.974
9	57.872	-	10:24:20.846
10	57.997	+0.125	10:25:18.843
11	59.429	+1.557	10:26:18.272
12	1:00.756	+2.884	10:27:19.028

Lap	Lap Tm	Diff	Time of Day
(29) Rob Moon			
1	-:--		10:16:10.062
2	1:08.706	+10.673	10:17:18.768
3	1:01.012	+2.979	10:18:19.780
4	1:01.533	+3.500	10:19:21.313
5	59.599	+1.566	10:20:20.912
6	1:02.344	+4.311	10:21:23.256
7	59.358	+1.325	10:22:22.614
8	1:00.806	+2.773	10:23:23.420
9	58.033	-	10:24:21.453
10	58.216	+0.183	10:25:19.669
11	58.752	+0.719	10:26:18.421
12	58.232	+0.199	10:27:16.653

Lap	Lap Tm	Diff	Time of Day
(16) Dean Brown			
1	-:--		10:16:13.195
2	1:07.415	+9.239	10:17:20.610
3	1:00.513	+2.337	10:18:21.123
4	58.176	-	10:19:19.299
5	59.097	+0.921	10:20:18.396
6	1:21.041	+22.865	10:21:39.437

Lap	Lap Tm	Diff	Time of Day
(191) Dylan Roberts			
1	-:--		10:18:47.322
2	1:03.191	+4.781	10:19:50.513
3	1:00.432	+2.022	10:20:50.945
4	1:01.460	+3.050	10:21:52.405
5	59.988	+1.578	10:22:52.393
6	59.027	+0.617	10:23:51.420
7	1:00.229	+1.819	10:24:51.649
8	58.872	+0.462	10:25:50.521
9	58.410	-	10:26:48.931

Lap	Lap Tm	Diff	Time of Day
(107) Tom Meehan			
1	-:--		10:16:05.713
2	1:08.807	+10.330	10:17:14.520
3	1:02.240	+3.763	10:18:16.760
4	59.467	+0.990	10:19:16.227
5	1:00.737	+2.260	10:20:16.964
6	1:06.092	+7.615	10:21:23.056
7	1:00.845	+2.368	10:22:23.901
8	59.789	+1.312	10:23:23.690
9	58.477	-	10:24:22.167
10	59.635	+1.158	10:25:21.802

Lap	Lap Tm	Diff	Time of Day
(126) Dean Young			
1	-:--		10:16:12.204
2	1:13.898	+15.102	10:17:26.102
3	1:02.745	+3.949	10:18:28.847
4	59.921	+1.125	10:19:28.768
5	59.509	+0.713	10:20:28.277
6	1:00.739	+1.943	10:21:29.016
7	59.402	+0.606	10:22:28.418
8	58.796	-	10:23:27.214
9	59.370	+0.574	10:24:26.584
10	59.036	+0.240	10:25:25.620
11	1:00.094	+1.298	10:26:25.714
12	58.839	+0.043	10:27:24.553

Lap	Lap Tm	Diff	Time of Day
(89) Stephen Gillings			
1	-:--		10:16:07.247
2	1:05.340	+6.494	10:17:12.587
3	1:00.351	+1.505	10:18:12.938
4	59.415	+0.569	10:19:12.353
5	59.572	+0.726	10:20:11.925
6	58.895	+0.049	10:21:10.820

Lap	Lap Tm	Diff	Time of Day
7	58.846	-	10:22:09.666

Lap	Lap Tm	Diff	Time of Day
(45) Michael Ellis			
1	-:--		10:15:59.113
2	1:14.122	+15.178	10:17:13.235
3	1:07.880	+8.936	10:18:21.115
4	1:02.417	+3.473	10:19:23.532
5	1:01.205	+2.261	10:20:24.737
6	1:02.438	+3.494	10:21:27.175
7	1:00.630	+1.686	10:22:27.805
8	1:00.521	+1.577	10:23:28.326
9	58.944	-	10:24:27.270
10	59.171	+0.227	10:25:26.441
11	1:00.134	+1.190	10:26:26.575
12	1:00.587	+1.643	10:27:27.162

Lap	Lap Tm	Diff	Time of Day
(511) Wayne Sutton			
1	-:--		10:16:20.101
2	1:30.541	+31.566	10:17:50.642
3	1:05.302	+6.327	10:18:55.944
4	1:03.154	+4.179	10:19:59.098
5	1:01.165	+2.190	10:21:00.263
6	1:01.480	+2.505	10:22:01.743
7	1:04.265	+5.290	10:23:06.008
8	58.975	-	10:24:04.983
9	59.659	+0.684	10:25:04.642
10	59.215	+0.240	10:26:03.857

Lap	Lap Tm	Diff	Time of Day
(61) Dean Armstrong			
1	-:--		10:16:10.954
2	1:16.479	+17.270	10:17:27.433
3	1:05.028	+5.819	10:18:32.461
4	1:02.709	+3.500	10:19:35.170
5	1:00.614	+1.405	10:20:35.784
6	1:00.354	+1.145	10:21:36.138
7	1:00.788	+1.579	10:22:36.926
8	1:00.274	+1.065	10:23:37.200
9	59.209	-	10:24:36.409
10	59.368	+0.159	10:25:35.777
11	59.852	+0.643	10:26:35.629

Lap	Lap Tm	Diff	Time of Day
(69) Paul Bannister			
1	-:--		10:16:11.069
2	1:14.430	+14.381	10:17:25.499
3	1:08.084	+8.035	10:18:33.583
4	1:04.028	+3.979	10:19:37.611
5	1:01.726	+1.677	10:20:39.337
6	1:19.916	+19.867	10:21:59.253
7	1:16.226	+16.177	10:23:15.479
8	1:00.049	-	10:24:15.528
9	1:07.653	+7.604	10:25:23.181
10	1:00.332	+0.283	10:26:23.513

Lap	Lap Tm	Diff	Time of Day
(82) Gary Anslow			
1	-:--		10:16:07.644
2	1:11.714	+11.497	10:17:19.358
3	1:02.756	+2.539	10:18:22.114
4	1:01.957	+1.740	10:19:24.071
5	1:01.376	+1.159	10:20:25.447
6	1:02.251	+2.034	10:21:27.698
7	1:01.611	+1.394	10:22:29.309
8	1:01.125	+0.908	10:23:30.434
9	1:00.550	+0.333	10:24:30.984
10	1:00.217	-	10:25:31.201
11	1:00.507	+0.290	10:26:31.708
12	1:01.082	+0.865	10:27:32.790

EMRA Club Championships - Round 1

Formula 600

Mallory Park 1.390 Miles

Qualifying

01/03/2009 10:15

Qualify

Lap	Lap Tm	Diff	Time of Day
(72) Ryan Oliver			
1	-:--		10:16:06.176
2	1:09.180	+8.794	10:17:15.356
3	1:03.654	+3.268	10:18:19.010
4	1:02.024	+1.638	10:19:21.034
5	1:01.738	+1.352	10:20:22.772
6	1:05.966	+5.580	10:21:28.738
7	1:01.744	+1.358	10:22:30.482
8	1:00.922	+0.536	10:23:31.404
9	1:00.476	+0.090	10:24:31.880
10	1:00.386	-	10:25:32.266
11	1:00.456	+0.070	10:26:32.722
12	1:00.451	+0.065	10:27:33.173

Lap	Lap Tm	Diff	Time of Day
(100) Sam Smithson			
1	-:--		10:16:05.173
2	1:16.371	+15.931	10:17:21.544
3	1:05.602	+5.162	10:18:27.146
4	1:02.419	+1.979	10:19:29.565
5	1:01.825	+1.385	10:20:31.390
6	1:03.453	+3.013	10:21:34.843
7	1:01.972	+1.532	10:22:36.815
8	1:01.704	+1.264	10:23:38.519
9	1:01.237	+0.797	10:24:39.756
10	1:00.440	-	10:25:40.196

Lap	Lap Tm	Diff	Time of Day
(62) Barrie Yeend			
1	-:--		10:16:10.656
2	1:17.209	+16.328	10:17:27.865
3	1:06.221	+5.340	10:18:34.086
4	1:03.892	+3.011	10:19:37.978
5	1:02.637	+1.756	10:20:40.615
6	1:02.939	+2.058	10:21:43.554
7	1:02.063	+1.182	10:22:45.617
8	1:02.601	+1.720	10:23:48.218
9	1:02.189	+1.308	10:24:50.407
10	1:03.262	+2.381	10:25:53.669
11	1:00.881	-	10:26:54.550

Lap	Lap Tm	Diff	Time of Day
(127) Richard Saunders			
1	-:--		10:16:13.245
2	1:11.602	+10.628	10:17:24.847
3	1:07.015	+6.041	10:18:31.862
4	1:31.836	+30.862	10:20:03.698
5	1:02.545	+1.571	10:21:06.243
6	1:02.140	+1.166	10:22:08.383
7	1:02.358	+1.384	10:23:10.741
8	1:01.908	+0.934	10:24:12.649
9	1:01.538	+0.564	10:25:14.187
10	1:01.392	+0.418	10:26:15.579
11	1:00.974	-	10:27:16.553

Lap	Lap Tm	Diff	Time of Day
(77) Ian Fletcher			
1	-:--		10:18:51.811
2	1:06.931	+5.679	10:19:58.742
3	1:04.385	+3.133	10:21:03.127
4	1:03.505	+2.253	10:22:06.632
5	1:03.921	+2.669	10:23:10.553
6	1:03.408	+2.156	10:24:13.961
7	1:04.402	+3.150	10:25:18.363
8	1:02.685	+1.433	10:26:21.048
9	1:01.252	-	10:27:22.300

Lap	Lap Tm	Diff	Time of Day
(79) Daniel Moss			
1	-:--		10:16:02.310

Lap	Lap Tm	Diff	Time of Day
2	1:11.723	+10.109	10:17:14.033
3	1:07.283	+5.669	10:18:21.316
4	1:04.051	+2.437	10:19:25.367
5	1:02.829	+1.215	10:20:28.196
6	1:03.775	+2.161	10:21:31.971
7	1:03.905	+2.291	10:22:35.876
8	1:02.231	+0.617	10:23:38.107
9	1:02.300	+0.686	10:24:40.407
10	1:01.681	+0.067	10:25:42.088
11	1:01.614	-	10:26:43.702

Lap	Lap Tm	Diff	Time of Day
(46) Andrew Nicholson			
1	-:--		10:16:00.183
2	1:08.284	+6.565	10:17:08.467
3	1:04.238	+2.519	10:18:12.705
4	1:01.719	-	10:19:14.424
5	1:02.158	+0.439	10:20:16.582

Lap	Lap Tm	Diff	Time of Day
(73) Stephen Taylor			
1	-:--		10:16:06.701
2	1:17.423	+15.541	10:17:24.124
3	1:11.754	+9.872	10:18:35.878
4	1:08.867	+6.985	10:19:44.745
5	1:05.990	+4.108	10:20:50.735
6	1:08.405	+6.523	10:21:59.140
7	1:06.778	+4.896	10:23:05.918
8	1:05.341	+3.459	10:24:11.259
9	1:02.636	+0.754	10:25:13.895
10	1:02.897	+1.015	10:26:16.792
11	1:01.882	-	10:27:18.674

Lap	Lap Tm	Diff	Time of Day
(43) Paul O'Connor			
1	-:--		10:20:16.412
2	1:08.398	+5.818	10:21:24.810
3	1:10.380	+7.800	10:22:35.190
4	1:05.857	+3.277	10:23:41.047
5	1:04.386	+1.806	10:24:45.433
6	1:03.497	+0.917	10:25:48.930
7	1:02.580	-	10:26:51.510

Lap	Lap Tm	Diff	Time of Day
(90) Mark Wood			
1	-:--		10:16:04.294
2	1:14.628	+11.922	10:17:18.922
3	1:05.475	+2.769	10:18:24.397
4	1:04.346	+1.640	10:19:28.743
5	1:03.453	+0.747	10:20:32.196
6	1:03.700	+0.994	10:21:35.896
7	1:04.423	+1.717	10:22:40.319
8	1:02.706	-	10:23:43.025
9	1:02.883	+0.177	10:24:45.908

Lap	Lap Tm	Diff	Time of Day
(103) Richard Duncan			
1	-:--		10:16:02.842
2	1:11.973	+8.236	10:17:14.815
3	1:07.296	+3.559	10:18:22.111
4	1:04.740	+1.003	10:19:26.851
5	1:04.185	+0.448	10:20:31.036
6	1:04.700	+0.963	10:21:35.736
7	1:04.319	+0.582	10:22:40.055
8	1:05.463	+1.726	10:23:45.518
9	1:04.024	+0.287	10:24:49.542
10	1:03.996	+0.259	10:25:53.538
11	1:03.737	-	10:26:57.275

Lap	Lap Tm	Diff	Time of Day
(58) Mark Nieschmidt			
1	-:--		10:16:06.987

Lap	Lap Tm	Diff	Time of Day
2	1:17.296	+12.956	10:17:24.283
3	1:07.798	+3.458	10:18:32.081
4	1:05.331	+0.991	10:19:37.412
5	1:10.030	+5.690	10:20:47.442
6	1:04.340	-	10:21:51.782
7	1:04.550	+0.210	10:22:56.332

Lap	Lap Tm	Diff	Time of Day
(76) Chris Rigg			
1	-:--		10:16:00.515
2	1:18.447	+13.121	10:17:18.962
3	1:13.147	+7.821	10:18:32.109
4	1:10.509	+5.183	10:19:42.618
5	1:07.591	+2.265	10:20:50.209
6	1:08.234	+2.908	10:21:58.443
7	1:07.251	+1.925	10:23:05.694
8	1:06.977	+1.651	10:24:12.671
9	1:05.506	+0.180	10:25:18.177
10	1:05.326	-	10:26:23.503
11	1:06.397	+1.071	10:27:29.900

Lap	Lap Tm	Diff	Time of Day
(137) Rob Cockson			
1	-:--		10:16:31.868
2	1:25.261	+19.447	10:17:57.129
3	1:15.416	+9.602	10:19:12.545
4	1:09.837	+4.023	10:20:22.382
5	1:08.186	+2.372	10:21:30.568
6	1:07.556	+1.742	10:22:38.124
7	1:06.996	+1.182	10:23:45.120
8	1:06.407	+0.593	10:24:51.527
9	1:06.541	+0.727	10:25:58.068
10	1:05.814	-	10:27:03.882

Lap	Lap Tm	Diff	Time of Day
(129) James Bromfield			
1	-:--		10:16:04.800
2	4:27.620	-	10:20:32.420

EMRA Club Championships - Round 1

Formula 600

Mallory Park 1.390 Miles

Race 8

01/03/2009 08:08

Race (10 Laps)

[194] Mark Hornsey	[4:27.620] [129] James Bromfield	[1:05.814] [137] Rob Cockson	[1:05.326] [76] Chris Rigg	8
32 [1:04.340] [58] Mark Nieschmidt	31 [1:03.737] [103] Richard Duncan	30 [1:02.706] [90] Mark Wood	29 [1:02.580] [43] Paul O'Connor	7
28 [1:01.882] [73] Stephen Taylor	27 [1:01.719] [46] Andrew Nicholson	26 [1:01.614] [79] Daniel Moss	25 [1:01.252] [77] Ian Fletcher	6
24 [1:00.974] [127] Richard Saunders	23 [1:00.881] [62] Barrie Yeend	22 [1:00.440] [100] Sam Smithson	21 [1:00.386] [72] Ryan Oliver	5
20 [1:00.217] [82] Gary Anslow	19 [1:00.049] [69] Paul Bannister	18 [59.209] [61] Dean Armstrong	17 [58.975] [511] Wayne Sutton	4
16 [58.944] [45] Michael Ellis	15 [58.846] [89] Stephen Gillings	14 [58.796] [126] Dean Young	13 [58.477] [107] Tom Meehan	3
12 [58.410] [191] Dylan Roberts	11 [58.176] [16] Dean Brown	10 [58.033] [29] Rob Moon	9 [57.872] [116] Steve Harper	2
8 [57.770] [55] Leon Jeacock	7 [57.324] [6] Gary Arden	6 [56.793] [711] Richard Durber	5 [56.645] [71] Jody Lees	1
4	3	2	1	

GRID FOR RACE 15

EMRA Club Championships - Round 1

Sorted on Best Lap time

CO-ORDIT Mallory Roadstocks

Mallory Park 1.390 Miles

Qualifying

01/03/2009 10:32

Qualify

Pos	No.	Class	Name	Make	Engine	Best Tm	Diff	Gap	Best Spd	In Lap	2nd Best	2nd Spd	2nd Lap
1	164	RSTX	Simon Phillips	Suzuki K6	1000	58.094	-	-	86.136	8	58.205	85.972	9
2	33	RSTX	Stuart Parsons	Yamaha R6	600	58.220	+0.126	+0.126	85.950	9	58.401	85.683	7
3	8	RSTX	Jim Hodgkinson	Suzuki	1000	58.575	+0.481	+0.355	85.429	9	58.604	85.387	7
4	31	1300	Arthur Oliver	Revolution	750	59.217	+1.123	+0.642	84.503	7	59.501	84.099	9
5	30	RSTX	Colin Orr	Kawasaki	599	59.430	+1.336	+0.213	84.200	9	59.757	83.739	8
6	190	RSTX	Nicholas Underwood	KMC Suzuki	1000	59.644	+1.550	+0.214	83.898	7	1:00.040	83.344	6
7	26	RSTX	Mark Woodburn	Honda	600	1:00.152	+2.058	+0.508	83.189	11	1:00.831	82.261	10
8	13	1300	Mark Pennington	Suzuki GSX	600	1:00.244	+2.150	+0.092	83.062	11	1:00.318	82.960	10
9	14	RSTX	Stephen Jory	Yamaha	600	1:00.323	+2.229	+0.079	82.953	8	1:00.370	82.889	10
10	150	RSTX	Darren Jones	Aprilia	1000	1:00.365	+2.271	+0.042	82.896	10	1:00.627	82.537	11
11	123	RSTX	Stuart McCann	Triumph	675	1:00.789	+2.695	+0.424	82.318	6	1:01.316	81.610	8
12	99	RSTX	Robert Carter	Suzuki	600	1:01.044	+2.950	+0.255	81.974	11	1:01.291	81.643	6
13	32	RSTX	Dane Oliver	Revolution	600	1:01.353	+3.259	+0.309	81.561	11	1:01.514	81.347	10
14	18	RSTX	Matthew Lucas	Gixer Junkie	600	1:01.510	+3.416	+0.157	81.353	10	1:01.612	81.218	11
15	124	1300	Stuart Auckland	Suzuki	1000	1:01.600	+3.506	+0.090	81.234	6	1:01.603	81.230	11
16	9	RSTX	Jason Montgomery	Suzuki	1000	1:02.011	+3.917	+0.411	80.695	6	1:02.273	80.356	7
17	64	RSTX	Ian Dowling	GSXR	600	1:02.537	+4.443	+0.526	80.017	11	1:02.743	79.754	10
18	37	RSTX	Paul Sawyer	Watercall K	636	1:03.020	+4.926	+0.483	79.403	11	1:03.961	78.235	8
19	177	RSTX	Andrew Bailey	Kawasaki K	250	1:04.427	+6.333	+1.407	77.669	9	1:04.556	77.514	10
20	141	RSTX	Anthony Harrison	Kawasaki	750	1:04.523	+6.429	+0.096	77.554	7	1:04.531	77.544	10
21	108	RSTX	Robert Fellows	Honda	1000	1:04.725	+6.631	+0.202	77.312	10	1:05.115	76.849	7
22	40	RSTX	Kevin Meredith	Honda CBR	600	1:05.885	+7.791	+1.160	75.951	9	1:06.406	75.355	10
23	34	RSTX	Kevin Harding	Suzuki	750	1:07.284	+9.190	+1.399	74.371	9	1:07.331	74.319	7
24	56	RSTX	Adam Hodgkinson	Honda	400	1:09.331	+11.237	+2.047	72.176	6	1:09.418	72.085	4
25	38	RSTX	Kathryn Granger	Kawasaki	400	1:11.045	+12.951	+1.714	70.434	6	1:11.145	70.335	10

EMRA Club Championships - Round 1

CO-ORDIT Mallory Roadstocks

Mallory Park 1.390 Miles

Qualifying

01/03/2009 10:32

Qualify

Lap	Lap Tm	Diff	Time of Day
(164) Simon Phillips			
1	-:--		10:32:49.389
2	1:08.671	+10.577	10:33:58.060
3	1:01.014	+2.920	10:34:59.074
4	59.348	+1.254	10:35:58.422
5	1:00.371	+2.277	10:36:58.793
6	1:01.408	+3.314	10:38:00.201
7	59.945	+1.851	10:39:00.146
8	58.094	-	10:39:58.240
9	58.205	+0.111	10:40:56.445
10	1:05.225	+7.131	10:42:01.670

Lap	Lap Tm	Diff	Time of Day
(33) Stuart Parsons			
1	-:--		10:32:58.942
2	1:08.987	+10.767	10:34:07.929
3	1:05.832	+7.612	10:35:13.761
4	1:07.402	+9.182	10:36:21.163
5	59.211	+0.991	10:37:20.374
6	1:07.739	+9.519	10:38:28.113
7	58.401	+0.181	10:39:26.514
8	1:10.736	+12.516	10:40:37.250
9	58.220	-	10:41:35.470

Lap	Lap Tm	Diff	Time of Day
(8) Jim Hodgkinson			
1	-:--		10:32:40.557
2	1:12.982	+14.407	10:33:53.539
3	1:03.283	+4.708	10:34:56.822
4	1:00.970	+2.395	10:35:57.792
5	1:00.933	+2.358	10:36:58.725
6	59.694	+1.119	10:37:58.419
7	58.604	+0.029	10:38:57.023
8	59.086	+0.511	10:39:56.109
9	58.575	-	10:40:54.684
10	1:02.129	+3.554	10:41:56.813
11	1:00.742	+2.167	10:42:57.555

Lap	Lap Tm	Diff	Time of Day
(31) Arthur Oliver			
1	-:--		10:32:45.006
2	1:05.983	+6.766	10:33:50.989
3	1:01.412	+2.195	10:34:52.401
4	1:00.540	+1.323	10:35:52.941
5	1:00.494	+1.277	10:36:53.435
6	1:00.748	+1.531	10:37:54.183
7	59.217	-	10:38:53.400
8	1:00.246	+1.029	10:39:53.646
9	59.501	+0.284	10:40:53.147
10	1:00.924	+1.707	10:41:54.071
11	59.771	+0.554	10:42:53.842

Lap	Lap Tm	Diff	Time of Day
(30) Colin Orr			
1	-:--		10:32:49.216
2	1:09.148	+9.718	10:33:58.364
3	1:01.715	+2.285	10:35:00.079
4	1:00.089	+0.659	10:36:00.168
5	1:00.265	+0.835	10:37:00.433
6	1:00.551	+1.121	10:38:00.984
7	1:00.787	+1.357	10:39:01.771
8	59.757	+0.327	10:40:01.528
9	59.430	-	10:41:00.958
10	1:00.739	+1.309	10:42:01.697
11	1:01.018	+1.588	10:43:02.715

Lap	Lap Tm	Diff	Time of Day
(190) Nicholas Underwood			
1	-:--		10:32:57.194
2	1:08.454	+8.810	10:34:05.648

Lap	Lap Tm	Diff	Time of Day
3	1:05.248	+5.604	10:35:10.896
4	1:14.401	+14.757	10:36:25.297
5	1:01.162	+1.518	10:37:26.459
6	1:00.040	+0.396	10:38:26.499
7	59.644	-	10:39:26.143
8	1:01.223	+1.579	10:40:27.366
9	1:01.293	+1.649	10:41:28.659
10	1:00.856	+1.212	10:42:29.515
11	1:01.466	+1.822	10:43:30.981

Lap	Lap Tm	Diff	Time of Day
(26) Mark Woodburn			
1	-:--		10:32:52.160
2	1:10.376	+10.224	10:34:02.536
3	1:06.258	+6.106	10:35:08.794
4	1:02.890	+2.738	10:36:11.684
5	1:01.682	+1.530	10:37:13.366
6	1:01.367	+1.215	10:38:14.733
7	1:03.673	+3.521	10:39:18.406
8	1:01.515	+1.363	10:40:19.921
9	1:04.120	+3.968	10:41:24.041
10	1:00.831	+0.679	10:42:24.872
11	1:00.152	-	10:43:25.024

Lap	Lap Tm	Diff	Time of Day
(13) Mark Pennington			
1	-:--		10:32:51.550
2	1:09.086	+8.842	10:34:00.636
3	1:06.041	+5.797	10:35:06.677
4	1:03.194	+2.950	10:36:09.871
5	1:01.125	+0.881	10:37:10.996
6	1:01.695	+1.451	10:38:12.691
7	1:02.311	+2.067	10:39:15.002
8	1:00.830	+0.586	10:40:15.832
9	1:00.606	+0.362	10:41:16.438
10	1:00.318	+0.074	10:42:16.756
11	1:00.244	-	10:43:17.000

Lap	Lap Tm	Diff	Time of Day
(14) Stephen Jory			
1	-:--		10:32:45.898
2	1:06.585	+6.262	10:33:52.483
3	1:03.262	+2.939	10:34:55.745
4	1:01.757	+1.434	10:35:57.502
5	1:02.015	+1.692	10:36:59.517
6	1:01.783	+1.460	10:38:01.300
7	1:00.738	+0.415	10:39:02.038
8	1:00.323	-	10:40:02.361
9	1:01.666	+1.343	10:41:04.027
10	1:00.370	+0.047	10:42:04.397
11	1:00.990	+0.667	10:43:05.387

Lap	Lap Tm	Diff	Time of Day
(150) Darren Jones			
1	-:--		10:32:43.215
2	1:08.814	+8.449	10:33:52.029
3	1:03.359	+2.994	10:34:55.388
4	1:01.675	+1.310	10:35:57.063
5	1:01.495	+1.130	10:36:58.558
6	1:01.459	+1.094	10:38:00.017
7	1:01.286	+0.921	10:39:01.303
8	1:00.937	+0.572	10:40:02.240
9	1:01.412	+1.047	10:41:03.652
10	1:00.365	-	10:42:04.017
11	1:00.627	+0.262	10:43:04.644

Lap	Lap Tm	Diff	Time of Day
(123) Stuart McCann			
1	-:--		10:33:00.301
2	1:06.487	+5.698	10:34:06.788
3	1:04.488	+3.699	10:35:11.276

Lap	Lap Tm	Diff	Time of Day
4	1:03.803	+3.014	10:36:15.079
5	1:02.640	+1.851	10:37:17.719
6	1:00.789	-	10:38:18.508
7	1:01.898	+1.109	10:39:20.406
8	1:01.316	+0.527	10:40:21.722
9	1:01.881	+1.092	10:41:23.603
10	1:01.422	+0.633	10:42:25.025
11	1:01.345	+0.556	10:43:26.370

Lap	Lap Tm	Diff	Time of Day
(99) Robert Carter			
1	-:--		10:32:53.342
2	1:09.579	+8.535	10:34:02.921
3	1:06.084	+5.040	10:35:09.005
4	1:03.894	+2.850	10:36:12.899
5	1:02.041	+0.997	10:37:14.940
6	1:01.291	+0.247	10:38:16.231
7	1:01.892	+0.848	10:39:18.123
8	1:01.545	+0.501	10:40:19.668
9	1:03.948	+2.904	10:41:23.616
10	1:04.418	+3.374	10:42:28.034
11	1:01.044	-	10:43:29.078

Lap	Lap Tm	Diff	Time of Day
(32) Dane Oliver			
1	-:--		10:32:43.786
2	1:08.040	+6.687	10:33:51.826
3	1:03.579	+2.226	10:34:55.405
4	1:02.196	+0.843	10:35:57.601
5	1:02.821	+1.468	10:37:00.422
6	1:01.720	+0.367	10:38:02.142
7	1:03.371	+2.018	10:39:05.513
8	1:01.957	+0.604	10:40:07.470
9	1:03.548	+2.195	10:41:11.018
10	1:01.514	+0.161	10:42:12.532
11	1:01.353	-	10:43:13.885

Lap	Lap Tm	Diff	Time of Day
(18) Matthew Lucas			
1	-:--		10:32:47.284
2	1:10.694	+9.184	10:33:57.978
3	1:04.810	+3.300	10:35:02.788
4	1:03.315	+1.805	10:36:06.103
5	1:03.065	+1.555	10:37:09.168
6	1:03.293	+1.783	10:38:12.461
7	1:04.991	+3.481	10:39:17.452
8	1:01.713	+0.203	10:40:19.165
9	1:03.808	+2.298	10:41:22.973
10	1:01.510	-	10:42:24.483
11	1:01.612	+0.102	10:43:26.095

Lap	Lap Tm	Diff	Time of Day
(124) Stuart Auckland			
1	-:--		10:32:48.432
2	1:11.786	+10.186	10:34:00.218
3	1:06.250	+4.650	10:35:06.468
4	1:02.914	+1.314	10:36:09.382
5	1:02.388	+0.788	10:37:11.770
6	1:01.600	-	10:38:13.370
7	1:03.829	+2.229	10:39:17.199
8	1:01.734	+0.134	10:40:18.933
9	1:02.240	+0.640	10:41:21.173
10	1:01.799	+0.199	10:42:22.972
11	1:01.603	+0.003	10:43:24.575

Lap	Lap Tm	Diff	Time of Day
(9) Jason Montgomery			
1	-:--		10:32:41.119
2	1:18.123	+16.112	10:33:59.242
3	1:07.806	+5.795	10:35:07.048
4	1:04.893	+2.882	10:36:11.941

EMRA Club Championships - Round 1

CO-ORDIT Mallory Roadstocks

Mallory Park 1.390 Miles

Qualifying

01/03/2009 10:32

Qualify

Lap	Lap Tm	Diff	Time of Day
5	1:03.876	+1.865	10:37:15.817
6	1:02.011	-	10:38:17.828
7	1:02.273	+0.262	10:39:20.101
8	1:02.785	+0.774	10:40:22.886
9	1:03.360	+1.349	10:41:26.246
10	1:02.566	+0.555	10:42:28.812
11	1:04.269	+2.258	10:43:33.081

(64) Ian Dowding

Lap	Lap Tm	Diff	Time of Day
1	-:---		10:32:45.057
2	1:14.713	+12.176	10:33:59.770
3	1:09.416	+6.879	10:35:09.186
4	1:05.337	+2.800	10:36:14.523
5	1:04.692	+2.155	10:37:19.215
6	1:03.809	+1.272	10:38:23.024
7	1:02.906	+0.369	10:39:25.930
8	1:03.449	+0.912	10:40:29.379
9	1:05.420	+2.883	10:41:34.799
10	1:02.743	+0.206	10:42:37.542
11	1:02.537	-	10:43:40.079

(37) Paul Sawyer

Lap	Lap Tm	Diff	Time of Day
1	-:---		10:32:43.564
2	1:14.249	+11.229	10:33:57.813
3	1:07.676	+4.656	10:35:05.489
4	1:06.065	+3.045	10:36:11.554
5	1:04.997	+1.977	10:37:16.551
6	1:04.415	+1.395	10:38:20.966
7	1:04.321	+1.301	10:39:25.287
8	1:03.961	+0.941	10:40:29.248
9	1:05.409	+2.389	10:41:34.657
10	1:04.059	+1.039	10:42:38.716
11	1:03.020	-	10:43:41.736

(177) Andrew Bailey

Lap	Lap Tm	Diff	Time of Day
1	-:---		10:32:56.423
2	1:18.569	+14.142	10:34:14.992
3	1:10.068	+5.641	10:35:25.060
4	1:06.488	+2.061	10:36:31.548
5	1:05.426	+0.999	10:37:36.974
6	1:05.347	+0.920	10:38:42.321
7	1:05.482	+1.055	10:39:47.803
8	1:05.669	+1.242	10:40:53.472
9	1:04.427	-	10:41:57.899
10	1:04.556	+0.129	10:43:02.455

(141) Anthony Harrison

Lap	Lap Tm	Diff	Time of Day
1	-:---		10:32:51.630
2	1:13.944	+9.421	10:34:05.574
3	1:08.980	+4.457	10:35:14.554
4	1:06.661	+2.138	10:36:21.215
5	1:05.245	+0.722	10:37:26.460
6	1:07.309	+2.786	10:38:33.769
7	1:04.523	-	10:39:38.292
8	1:05.129	+0.606	10:40:43.421
9	1:05.210	+0.687	10:41:48.631
10	1:04.531	+0.008	10:42:53.162

(108) Robert Fellows

Lap	Lap Tm	Diff	Time of Day
1	-:---		10:33:01.034
2	1:13.839	+9.114	10:34:14.873
3	1:07.183	+2.458	10:35:22.056
4	1:06.220	+1.495	10:36:28.276
5	1:05.461	+0.736	10:37:33.737
6	1:05.693	+0.968	10:38:39.430
7	1:05.115	+0.390	10:39:44.545

Lap	Lap Tm	Diff	Time of Day
8	1:06.432	+1.707	10:40:50.977
9	1:05.570	+0.845	10:41:56.547
10	1:04.725	-	10:43:01.272

(40) Kevin Meredith

Lap	Lap Tm	Diff	Time of Day
1	-:---		10:32:58.625
2	1:19.129	+13.244	10:34:17.754
3	1:08.871	+2.986	10:35:26.625
4	1:07.220	+1.335	10:36:33.845
5	1:08.376	+2.491	10:37:42.221
6	1:07.095	+1.210	10:38:49.316
7	1:07.169	+1.284	10:39:56.485
8	1:07.416	+1.531	10:41:03.901
9	1:05.885	-	10:42:09.786
10	1:06.406	+0.521	10:43:16.192

(34) Kevin Harding

Lap	Lap Tm	Diff	Time of Day
1	-:---		10:32:40.979
2	1:17.257	+9.973	10:33:58.236
3	1:10.508	+3.224	10:35:08.744
4	1:09.876	+2.592	10:36:18.620
5	1:07.569	+0.285	10:37:26.189
6	1:07.963	+0.679	10:38:34.152
7	1:07.331	+0.047	10:39:41.483
8	1:08.088	+0.804	10:40:49.571
9	1:07.284	-	10:41:56.855
10	1:07.699	+0.415	10:43:04.554

(56) Adam Hodgkinson

Lap	Lap Tm	Diff	Time of Day
1	-:---		10:32:52.462
2	1:31.257	+21.926	10:34:23.719
3	1:13.177	+3.846	10:35:36.896
4	1:09.418	+0.087	10:36:46.314
5	1:24.349	+15.018	10:38:10.663
6	1:09.331	-	10:39:19.994

(38) Kathryn Granger

Lap	Lap Tm	Diff	Time of Day
1	-:---		10:32:57.484
2	1:20.014	+8.969	10:34:17.498
3	1:14.019	+2.974	10:35:31.517
4	1:12.200	+1.155	10:36:43.717
5	1:11.531	+0.486	10:37:55.248
6	1:11.045	-	10:39:06.293
7	1:11.881	+0.836	10:40:18.174
8	1:11.628	+0.583	10:41:29.802
9	1:11.938	+0.893	10:42:41.740
10	1:11.145	+0.100	10:43:52.885

EMRA Club Championships - Round 1

CO-ORDIT Mallory Roadstocks

Mallory Park 1.390 Miles

Race 3

01/03/2009 08:03

Race (10 Laps)

[1:09.331] [56] Adam Hodgkinson	[1:07.284] [34] Kevin Harding	[1:05.885] [40] Kevin Meredith	[1:11.045] [38] Kathryn Granger	7
24 [1:04.523] [141] Anthony Harrison	23 [1:04.427] [177] Andrew Bailey	22 [1:03.020] [37] Paul Sawyer	25 [1:04.725] [108] Robert Fellows	6
20 [1:02.011] [9] Jason Montgomery	19 [1:01.600] [124] Stuart Auckland	18 [1:01.510] [18] Matthew Lucas	21 [1:02.537] [64] Ian Dowding	5
16 [1:01.044] [99] Robert Carter	15 [1:00.789] [123] Stuart McCann	14 [1:00.365] [150] Darren Jones	17 [1:01.353] [32] Dane Oliver	4
12 [1:00.244] [13] Mark Pennington	11 [1:00.152] [26] Mark Woodburn	10 [59.644] [190] Nicholas Underwood	13 [1:00.323] [14] Stephen Jory	3
8 [59.217] [31] Arthur Oliver	7 [58.575] [8] Jim Hodgkinson	6 [58.220] [33] Stuart Parsons	9 [59.430] [30] Colin Orr	2
4	3	2	5 [58.094] [164] Simon Phillips	1
			1	

EMRA Club Championships - Round 1

Sorted on Best Lap time

Sidecars

Mallory Park 1.390 Miles

Qualifying

01/03/2009 10:46

Qualify

Pos	No.	Class	Name	Make	Engine	Best Tm	Diff	Gap	Best Spd	In Lap	2nd Best	2nd Spd	2nd Lap
1	48	F11	Dongworth /	Ireson	600	56.841	-	-	88.035	5	57.252	87.403	6
2	53	F11	Kimberley /Stone	Suzuki	600	57.787	+0.946	+0.946	86.594	6	58.095	86.135	4
3	10	F11	Lindley /Sayers	Bellas Yam	600	58.032	+1.191	+0.245	86.228	11	58.538	85.483	10
4	56	F11	Currie /Biggs	LCR Yamah	600	58.435	+1.594	+0.403	85.634	4	58.744	85.183	7
5	23	F11	Smith/Starbuck	Shellbourn	600	59.931	+3.090	+1.496	83.496	5	1:00.028	83.361	8
6	1	F1	Bird /Roberts	Kepston Ka	1000	59.934	+3.093	+0.003	83.492	11	1:00.020	83.372	9
7	32	F11	Cookson/Cookson	Honda	600	1:00.573	+3.732	+0.639	82.611	10	1:00.816	82.281	11
8	17	F1	James / Jordon	LCR Suzuki	1000	1:00.673	+3.832	+0.100	82.475	4	1:01.454	81.427	7
9	27	F11	Banks /Brogan	Baker	600	1:03.441	+6.600	+2.768	78.876	8	1:04.074	78.097	10
10	81	F11	Daykin /Daykin	Windle Yarr	600	1:03.863	+7.022	+0.422	78.355	8	1:04.497	77.585	9
11	34	F11	Hadcock /Hibberd	Shellbourn	600	1:04.205	+7.364	+0.342	77.938	8	1:04.345	77.768	10
12	64	F11	King / Moore	Ireson Hon	600	1:04.245	+7.404	+0.040	77.889	8	1:04.719	77.319	5
13	28	F11	Roberts /Roberts	Kawasaki	600	1:04.335	+7.494	+0.090	77.780	4	1:04.375	77.732	11
14	8	F11	Ilaria/Shaw	Kawasaki B	600	1:06.141	+9.300	+1.806	75.657	6	1:07.065	74.614	5
15	14	F1	Millington /Salmon	LCR	998	1:09.874	+13.033	+3.733	71.615	4	1:10.323	71.157	5
16	15	F11	Susans /Susans			1:11.700	+14.859	+1.826	69.791	9	1:11.764	69.729	8

EMRA Club Championships - Round 1

Sidecars

Mallory Park 1.390 Miles

Qualifying

01/03/2009 10:46

Qualify

Lap	Lap Tm	Diff	Time of Day
(48) Dongworth /			
1	-:--		10:47:32.411
2	1:17.742	+20.901	10:48:50.153
3	1:09.422	+12.581	10:49:59.575
4	1:00.467	+3.626	10:51:00.042
5	56.841	-	10:51:56.883
6	57.252	+0.411	10:52:54.135
7	1:02.664	+5.823	10:53:56.799
8	1:01.755	+4.914	10:54:58.554
9	58.011	+1.170	10:55:56.565

Lap	Lap Tm	Diff	Time of Day
(53) Kimberley /Stone			
1	-:--		10:47:18.266
2	1:10.030	+12.243	10:48:28.296
3	58.616	+0.829	10:49:26.912
4	58.095	+0.308	10:50:25.007
5	59.003	+1.216	10:51:24.010
6	57.787	-	10:52:21.797
7	1:00.316	+2.529	10:53:22.113
8	1:00.375	+2.588	10:54:22.488
9	58.212	+0.425	10:55:20.700
10	59.143	+1.356	10:56:19.843
11	59.066	+1.279	10:57:18.909
12	59.629	+1.842	10:58:18.538

Lap	Lap Tm	Diff	Time of Day
(10) Lindley /Sayers			
1	-:--		10:47:24.190
2	1:21.173	+23.141	10:48:45.363
3	1:14.505	+16.473	10:49:59.868
4	1:08.934	+10.902	10:51:08.802
5	1:01.620	+3.588	10:52:10.422
6	1:02.516	+4.484	10:53:12.938
7	58.712	+0.680	10:54:11.650
8	59.411	+1.379	10:55:11.061
9	59.267	+1.235	10:56:10.328
10	58.538	+0.506	10:57:08.866
11	58.032	-	10:58:06.898

Lap	Lap Tm	Diff	Time of Day
(56) Currie /Biggs			
1	-:--		10:47:17.734
2	1:10.866	+12.431	10:48:28.600
3	1:04.852	+6.417	10:49:33.452
4	58.435	-	10:50:31.887
5	59.326	+0.891	10:51:31.213
6	59.197	+0.762	10:52:30.410
7	58.744	+0.309	10:53:29.154
8	1:01.819	+3.384	10:54:30.973
9	1:03.579	+5.144	10:55:34.552
10	1:00.441	+2.006	10:56:34.993
11	59.365	+0.930	10:57:34.358

Lap	Lap Tm	Diff	Time of Day
(23) Smith/Starbuck			
1	-:--		10:47:35.481
2	1:09.417	+9.486	10:48:44.898
3	1:03.442	+3.511	10:49:48.340
4	1:00.702	+0.771	10:50:49.042
5	59.931	-	10:51:48.973
6	1:00.911	+0.980	10:52:49.884
7	1:01.723	+1.792	10:53:51.607
8	1:00.028	+0.097	10:54:51.635
9	1:00.573	+0.642	10:55:52.208

Lap	Lap Tm	Diff	Time of Day
(1) Bird /Roberts			
1	-:--		10:47:23.594
2	1:16.487	+16.553	10:48:40.081

Lap	Lap Tm	Diff	Time of Day
3	1:05.463	+5.529	10:49:45.544
4	1:02.282	+2.348	10:50:47.826
5	1:00.792	+0.858	10:51:48.618
6	1:00.873	+0.939	10:52:49.491
7	1:00.930	+0.996	10:53:50.421
8	1:00.734	+0.800	10:54:51.155
9	1:00.020	+0.086	10:55:51.175
10	1:00.125	+0.191	10:56:51.300
11	59.934	-	10:57:51.234

Lap	Lap Tm	Diff	Time of Day
(32) Cookson/Cookson			
1	-:--		10:47:36.968
2	1:11.646	+11.073	10:48:48.614
3	1:07.825	+7.252	10:49:56.439
4	1:02.952	+2.379	10:50:59.391
5	1:01.162	+0.589	10:52:00.553
6	1:03.515	+2.942	10:53:04.068
7	1:03.345	+2.772	10:54:07.413
8	1:03.389	+2.816	10:55:10.802
9	1:01.178	+0.605	10:56:11.980
10	1:00.573	-	10:57:12.553
11	1:00.816	+0.243	10:58:13.369

Lap	Lap Tm	Diff	Time of Day
(17) James / Jordan			
1	-:--		10:47:27.540
2	1:15.890	+15.217	10:48:43.430
3	1:04.435	+3.762	10:49:47.865
4	1:00.673	-	10:50:48.538
5	1:01.815	+1.142	10:51:50.353
6	1:02.106	+1.433	10:52:52.459
7	1:01.454	+0.781	10:53:53.913
8	1:04.221	+3.548	10:54:58.134
9	1:02.521	+1.848	10:56:00.655
10	1:01.611	+0.938	10:57:02.266
11	1:02.032	+1.359	10:58:04.298

Lap	Lap Tm	Diff	Time of Day
(27) Banks /Brogan			
1	-:--		10:47:21.300
2	1:21.970	+18.529	10:48:43.270
3	1:14.045	+10.604	10:49:57.315
4	1:09.626	+6.185	10:51:06.941
5	1:05.832	+2.391	10:52:12.773
6	1:04.583	+1.142	10:53:17.356
7	1:06.602	+3.161	10:54:23.958
8	1:03.441	-	10:55:27.399
9	1:04.492	+1.051	10:56:31.891
10	1:04.074	+0.633	10:57:35.965

Lap	Lap Tm	Diff	Time of Day
(81) Daykin /Daykin			
1	-:--		10:47:34.039
2	1:15.806	+11.943	10:48:49.845
3	1:10.130	+6.267	10:49:59.975
4	1:08.517	+4.654	10:51:08.492
5	1:06.972	+3.109	10:52:15.464
6	1:05.274	+1.411	10:53:20.738
7	1:06.054	+2.191	10:54:26.792
8	1:03.863	-	10:55:30.655
9	1:04.497	+0.634	10:56:35.152
10	1:04.917	+1.054	10:57:40.069

Lap	Lap Tm	Diff	Time of Day
(34) Hadcock /Hibberd			
1	-:--		10:47:35.154
2	1:17.863	+13.658	10:48:53.017
3	1:09.332	+5.127	10:50:02.349
4	1:08.912	+4.707	10:51:11.261
5	1:06.838	+2.633	10:52:18.099

Lap	Lap Tm	Diff	Time of Day
6	1:05.816	+1.611	10:53:23.915
7	1:05.938	+1.733	10:54:29.853
8	1:04.205	-	10:55:34.058
9	1:04.546	+0.341	10:56:38.604
10	1:04.345	+0.140	10:57:42.949

Lap	Lap Tm	Diff	Time of Day
(64) King / Moore			
1	-:--		10:47:39.882
2	1:18.404	+14.159	10:48:58.286
3	1:09.485	+5.240	10:50:07.771
4	1:06.362	+2.117	10:51:14.133
5	1:04.719	+0.474	10:52:18.852
6	1:06.062	+1.817	10:53:24.914
7	1:05.371	+1.126	10:54:30.285
8	1:04.245	-	10:55:34.530
9	1:05.843	+1.598	10:56:40.373
10	1:05.907	+1.662	10:57:46.280

Lap	Lap Tm	Diff	Time of Day
(28) Roberts /Roberts			
1	-:--		10:47:15.975
2	1:12.069	+7.734	10:48:28.044
3	1:05.235	+0.900	10:49:33.279
4	1:04.335	-	10:50:37.614
5	1:04.704	+0.369	10:51:42.318
6	1:04.725	+0.390	10:52:47.043
7	1:04.770	+0.435	10:53:51.813
8	1:05.059	+0.724	10:54:56.872
9	1:05.440	+1.105	10:56:02.312
10	1:04.794	+0.459	10:57:07.106
11	1:04.375	+0.040	10:58:11.481

Lap	Lap Tm	Diff	Time of Day
(8) Ilaria/Shaw			
1	-:--		10:47:26.307
2	1:18.654	+12.513	10:48:44.961
3	1:10.382	+4.241	10:49:55.343
4	1:07.963	+1.822	10:51:03.306
5	1:07.065	+0.924	10:52:10.371
6	1:06.141	-	10:53:16.512

Lap	Lap Tm	Diff	Time of Day
(14) Millington /Salmon			
1	-:--		10:47:16.735
2	1:26.200	+16.326	10:48:42.935
3	1:13.696	+3.822	10:49:56.631
4	1:09.874	-	10:51:06.505
5	1:10.323	+0.449	10:52:16.828

Lap	Lap Tm	Diff	Time of Day
(15) Susans /Susans			
1	-:--		10:47:31.265
2	1:24.501	+12.801	10:48:55.766
3	1:16.329	+4.629	10:50:12.095
4	1:15.414	+3.714	10:51:27.509
5	1:13.689	+1.989	10:52:41.198
6	1:13.183	+1.483	10:53:54.381
7	1:14.721	+3.021	10:55:09.102
8	1:11.764	+0.064	10:56:20.866
9	1:11.700	-	10:57:32.566

EMRA Club Championships - Round 1

Sidecars

Mallory Park 1.390 Miles

Race 5


01/03/2009 08:05

Race (10 Laps)

[1:11.700] [15] Susans /Susans
<hr/>
16 [1:06.141] [8] Ilaria/Shaw
<hr/>
14 [1:04.245] [64] King / Moore
<hr/>
12 [1:03.863] [81] Daykin /Daykin
<hr/>
10 [1:00.673] [17] James / Jordon
<hr/>
8 [59.934] [1] Bird /Roberts
<hr/>
6 [58.435] [56] Currie /Biggs
<hr/>
4 [57.787] [53] Kimberley /Stone
<hr/>
2

[1:09.874] [14] Millington /Salmon
<hr/>
15 [1:04.335] [28] Roberts /Roberts
<hr/>
13 [1:04.205] [34] Hadcock /Hibberd
<hr/>
11 [1:03.441] [27] Banks /Brogan
<hr/>
9 [1:00.573] [32] Cookson/Cookson
<hr/>
7 [59.931] [23] Smith/Starbuck
<hr/>
5 [58.032] [10] Lindley /Sayers
<hr/>
3 [56.841] [48] Dongworth /
<hr/>
1

8
7
6
5
4
3
2
1



EMRA Club Championships - Round 1

Sorted on Best Lap time

175-1300cc Machines

Mallory Park 1.390 Miles

Qualifying

01/03/2009 11:03

Qualify

Pos	No.	Class	Name	Make	Engine	Best Tm	Diff	Gap	Best Spd	In Lap	2nd Best	2nd Spd	2nd Lap
1	41	1300	Mark Littler	Laser Kawa	1000	55.960	-	-	89.421	11	56.779	88.131	10
2	47	1300	Paul Curran	Kawasaki	1000	56.140	+0.180	+0.180	89.134	10	56.635	88.355	11
3	28	1300	Phillip Brooks	Yamaha R1	998	56.691	+0.731	+0.551	88.268	6	57.621	86.843	4
4	118	1300	Pete Bradshaw	Co-Ordit Ya	1000	56.822	+0.862	+0.131	88.064	10	57.175	87.521	9
5	711	1300	Richard Durber	Yamaha	600	57.345	+1.385	+0.523	87.261	7	57.511	87.009	6
6	8	1300	Jim Hodgkinson	Suzuki	1000	57.801	+1.841	+0.456	86.573	5	58.056	86.193	4
7	144	1300	Paul Townley	Suzuki	1000	57.872	+1.912	+0.071	86.467	7	58.192	85.991	6
8	53	1300	Russell Burrows	Suzuki	1000	58.445	+2.485	+0.573	85.619	10	58.802	85.099	11
9	157	1300	Rob Wilson	Kawasaki Z	1000	58.472	+2.512	+0.027	85.579	11	58.515	85.517	10
10	69	1300	Paul Bannister	Triumph	675	58.581	+2.621	+0.109	85.420	10	59.536	84.050	7
11	61	1300	Dean Armstrong	Yamaha R6	600	58.924	+2.964	+0.343	84.923	10	59.223	84.494	9
12	31	1300	Arthur Oliver	Revolution	750	58.988	+3.028	+0.064	84.831	8	59.345	84.320	7
13	107	1300	Tom Meehan	Yamaha	600	59.051	+3.091	+0.063	84.740	6	59.261	84.440	7
14	23	1300	Marcus Langford	Triumph	675	59.078	+3.118	+0.027	84.702	10	1:00.256	83.046	11
15	100	1300	Sam Smithson	Honda CBR	600	59.266	+3.306	+0.188	84.433	8	1:00.088	83.278	6
16	68	1300	Andrew Townley	Suzuki GSX	1000	59.328	+3.368	+0.062	84.345	8	59.344	84.322	6
17	81	1300	Aaron Brown	Yamaha	600	59.754	+3.794	+0.426	83.743	10	1:00.215	83.102	8
18	174	1300	Wayne Dunford	Yamaha R1	1000	59.876	+3.916	+0.122	83.573	9	1:00.259	83.042	6
19	102	1300	David Hampton	Honda RS	250	59.914	+3.954	+0.038	83.520	9	1:00.021	83.371	11
20	124	1300	Stuart Auckland	Suzuki	1000	59.915	+3.955	+0.001	83.518	10	1:00.634	82.528	11
21	84	1300	Phillip Copp	Suzuki L5	1000	1:00.075	+4.115	+0.160	83.296	8	1:01.984	80.731	5
22	11	1300	Gordon Scott	Suzuki	1000	1:00.112	+4.152	+0.037	83.245	5	1:00.794	82.311	7
23	13	1300	Mark Pennington	Suzuki GSX	600	1:00.214	+4.254	+0.102	83.104	11	1:00.835	82.255	10
24	166	1300	Matt Green	Kawasaki	1000	1:00.280	+4.320	+0.066	83.013	8	1:00.454	82.774	9
25	101	1300	Jon Leech	Kawasaki	1000	1:00.380	+4.420	+0.100	82.875	11	1:01.027	81.996	8
26	59	1300	Andy Carpenter	Honda Firet	1000	1:00.418	+4.458	+0.037	82.823	8	1:00.670	82.479	7
27	54	1300	Fred Burbidge	Yamaha	250	1:00.606	+4.646	+0.188	82.566	9	1:00.714	82.419	8
28	46	1300	Andrew Nicholson	Honda CBR	600	1:00.825	+4.865	+0.219	82.269	9	1:01.240	81.711	11
29	312	1300	Martyn Lewins	Yamaha	1000	1:00.919	+4.959	+0.094	82.142	11	1:01.170	81.805	8
30	79	1300	Daniel Moss	R & D GSXR	600	1:01.149	+5.189	+0.229	81.833	6	1:01.366	81.544	5
31	73	1300	Stephen Taylor	Honda CBR	600	1:01.210	+5.250	+0.061	81.751	8	1:01.461	81.417	11
32	62	1300	Barrie Yeend	Yamaha R6	600	1:01.301	+5.341	+0.091	81.630	8	1:01.837	80.922	6
33	67	1300	Jason Brewster	Suzuki GSX	750	1:01.385	+5.425	+0.084	81.518	5	1:01.536	81.318	8
34	149	1300	Stephen Gibson	Yamaha R1	998	1:01.441	+5.481	+0.056	81.444	5	1:01.514	81.347	4
35	52	1300	Martin Townsend	Honda Firet	1000	1:01.793	+5.833	+0.352	80.980	8	1:01.934	80.796	10
36	92	1300	Mark Ross	Triumph	675	1:01.887	+5.927	+0.094	80.857	10	1:02.256	80.378	9
37	7	1300	Brent Barnes	Yamaha R1	1000	1:02.045	+6.085	+0.158	80.651	7	1:02.409	80.181	10
38	90	1300	Mark Wood	Yamaha R6	600	1:02.113	+6.153	+0.068	80.563	6	1:02.260	80.373	5
39	9	1300	Jason Montgomery	Suzuki	1000	1:02.222	+6.262	+0.109	80.422	4	1:02.373	80.227	5
40	180	1300	Roger Titman	Yamaha	1000	1:03.304	+7.344	+1.082	79.047	9	1:03.489	78.817	7
41	34	1300	Kevin Harding	Suzuki	750	1:03.579	+7.619	+0.275	78.705	9	1:03.688	78.571	4
42	189	1300	Anthony Delaney	Yamaha	600	1:04.849	+8.889	+1.270	77.164	6	1:05.211	76.736	5

EMRA Club Championships - Round 1

175-1300cc Machines

Mallory Park 1.390 Miles

Qualifying

01/03/2009 11:03

Qualify

Lap	Lap Tm	Diff	Time of Day
(41) Mark Littler			
1	-:--		11:03:48.987
2	1:09.677	+13.717	11:04:58.664
3	1:03.345	+7.385	11:06:02.009
4	59.206	+3.246	11:07:01.215
5	57.078	+1.118	11:07:58.293
6	57.846	+1.886	11:08:56.139
7	57.862	+1.902	11:09:54.001
8	57.616	+1.656	11:10:51.617
9	57.117	+1.157	11:11:48.734
10	56.779	+0.819	11:12:45.513
11	55.960	-	11:13:41.473

(47) Paul Curran			
1	-:--		11:03:41.533
2	1:11.707	+15.567	11:04:53.240
3	59.759	+3.619	11:05:52.999
4	59.168	+3.028	11:06:52.167
5	57.349	+1.209	11:07:49.516
6	57.479	+1.339	11:08:46.995
7	58.460	+2.320	11:09:45.455
8	59.072	+2.932	11:10:44.527
9	57.160	+1.020	11:11:41.687
10	56.140	-	11:12:37.827
11	56.635	+0.495	11:13:34.462
12	1:02.026	+5.886	11:14:36.488

(28) Philip Brooks			
1	-:--		11:06:21.475
2	58.012	+1.321	11:07:19.487
3	58.647	+1.956	11:08:18.134
4	57.621	+0.930	11:09:15.755
5	58.917	+2.226	11:10:14.672
6	56.691	-	11:11:11.363
7	59.587	+2.896	11:12:10.950
8	1:00.232	+3.541	11:13:11.182

(118) Pete Bradshaw			
1	-:--		11:03:36.014
2	1:07.757	+10.935	11:04:43.771
3	59.855	+3.033	11:05:43.626
4	59.727	+2.905	11:06:43.353
5	1:01.083	+4.261	11:07:44.436
6	58.868	+2.046	11:08:43.304
7	57.240	+0.418	11:09:40.544
8	57.252	+0.430	11:10:37.796
9	57.175	+0.353	11:11:34.971
10	56.822	-	11:12:31.793
11	57.828	+1.006	11:13:29.621

(711) Richard Durber			
1	-:--		11:03:47.304
2	1:07.372	+10.027	11:04:54.676
3	59.611	+2.266	11:05:54.287
4	58.898	+1.553	11:06:53.185
5	57.758	+0.413	11:07:50.943
6	57.511	+0.166	11:08:48.454
7	57.345	-	11:09:45.799
8	58.066	+0.721	11:10:43.865
9	58.875	+1.530	11:11:42.740

(8) Jim Hodgkinson			
1	-:--		11:04:36.005
2	1:01.942	+4.141	11:05:37.947
3	1:00.617	+2.816	11:06:38.564

4	58.056	+0.255	11:07:36.620
5	57.801	-	11:08:34.421
6	58.105	+0.304	11:09:32.526

(144) Paul Townley			
1	-:--		11:03:40.925
2	1:11.464	+13.592	11:04:52.389
3	1:02.581	+4.709	11:05:54.970
4	1:01.263	+3.391	11:06:56.233
5	1:01.564	+3.692	11:07:57.797
6	58.192	+0.320	11:08:55.989
7	57.872	-	11:09:53.861
8	58.496	+0.624	11:10:52.357
9	58.738	+0.866	11:11:51.095
10	59.221	+1.349	11:12:50.316

(53) Russell Burrows			
1	-:--		11:03:45.202
2	1:12.918	+14.473	11:04:58.120
3	1:05.227	+6.782	11:06:03.347
4	1:01.581	+3.136	11:07:04.928
5	1:00.897	+2.452	11:08:05.825
6	59.190	+0.745	11:09:05.015
7	59.361	+0.916	11:10:04.376
8	59.231	+0.786	11:11:03.607
9	59.709	+1.264	11:12:03.316
10	58.445	-	11:13:01.761
11	58.802	+0.357	11:14:00.563

(157) Rob Wilson			
1	-:--		11:03:41.808
2	1:09.159	+10.687	11:04:50.967
3	1:02.408	+3.936	11:05:53.375
4	1:00.697	+2.225	11:06:54.072
5	58.565	+0.093	11:07:52.637
6	59.099	+0.627	11:08:51.736
7	58.804	+0.332	11:09:50.540
8	58.708	+0.236	11:10:49.248
9	58.758	+0.286	11:11:48.006
10	58.515	+0.043	11:12:46.521
11	58.472	-	11:13:44.993

(69) Paul Bannister			
1	-:--		11:03:40.898
2	1:15.610	+17.029	11:04:56.508
3	1:03.358	+4.777	11:05:59.866
4	1:02.572	+3.991	11:07:02.438
5	1:00.654	+2.073	11:08:03.092
6	1:00.248	+1.667	11:09:03.340
7	59.536	+0.955	11:10:02.876
8	1:02.493	+3.912	11:11:05.369
9	1:02.861	+4.280	11:12:08.230
10	58.581	-	11:13:06.811

(61) Dean Armstrong			
1	-:--		11:04:25.854
2	1:00.573	+1.649	11:05:26.427
3	59.743	+0.819	11:06:26.170
4	59.985	+1.061	11:07:26.155
5	1:00.173	+1.249	11:08:26.328
6	1:00.177	+1.253	11:09:26.505
7	1:00.375	+1.451	11:10:26.880
8	1:00.223	+1.299	11:11:27.103
9	59.223	+0.299	11:12:26.326
10	58.924	-	11:13:25.250
11	1:00.057	+1.133	11:14:25.307

(31) Arthur Oliver			
1	-:--		11:03:39.940
2	1:05.606	+6.618	11:04:45.546
3	59.790	+0.802	11:05:45.336
4	59.780	+0.792	11:06:45.116
5	59.701	+0.713	11:07:44.817
6	1:00.602	+1.614	11:08:45.419
7	59.345	+0.357	11:09:44.764
8	58.988	-	11:10:43.752

(107) Tom Meehan			
1	-:--		11:03:45.656
2	1:10.122	+11.071	11:04:55.778
3	1:01.356	+2.305	11:05:57.134
4	59.426	+0.375	11:06:56.560
5	1:01.265	+2.214	11:07:57.825
6	59.051	-	11:08:56.876
7	59.261	+0.210	11:09:56.137
8	59.443	+0.392	11:10:55.580

(23) Marcus Langford			
1	-:--		11:03:49.928
2	1:09.449	+10.371	11:04:59.377
3	1:11.583	+12.505	11:06:10.960
4	1:00.760	+1.682	11:07:11.720
5	1:01.704	+2.626	11:08:13.424
6	1:02.031	+2.953	11:09:15.455
7	1:00.850	+1.772	11:10:16.305
8	1:00.578	+1.500	11:11:16.883
9	1:02.105	+3.027	11:12:18.988
10	59.078	-	11:13:18.066
11	1:00.256	+1.178	11:14:18.322

(100) Sam Smithson			
1	-:--		11:03:31.177
2	1:10.313	+11.047	11:04:41.490
3	1:02.014	+2.748	11:05:43.504
4	1:02.482	+3.216	11:06:45.986
5	1:00.875	+1.609	11:07:46.861
6	1:00.088	+0.822	11:08:46.949
7	1:01.923	+2.657	11:09:48.872
8	59.266	-	11:10:48.138
9	1:01.033	+1.767	11:11:49.171

(68) Andrew Townley			
1	-:--		11:03:37.854
2	1:11.632	+12.304	11:04:49.486
3	1:03.364	+4.036	11:05:52.850
4	1:02.777	+3.449	11:06:55.627
5	1:00.791	+1.463	11:07:56.418
6	59.344	+0.016	11:08:55.762
7	1:00.196	+0.868	11:09:55.958
8	59.328	-	11:10:55.286
9	59.695	+0.367	11:11:54.981
10	1:00.116	+0.788	11:12:55.097
11	1:05.057	+5.729	11:14:00.154

(81) Aaron Brown			
1	-:--		11:03:39.308
2	1:15.910	+16.156	11:04:55.218
3	1:03.770	+4.016	11:05:58.988
4	1:03.060	+3.306	11:07:02.048
5	1:00.810	+1.056	11:08:02.858
6	1:04.480	+4.726	11:09:07.338
7	1:00.833	+1.079	11:10:08.171

EMRA Club Championships - Round 1

175-1300cc Machines

Mallory Park 1.390 Miles

Qualifying

01/03/2009 11:03

Qualify

Lap	Lap Tm	Diff	Time of Day
8	1:00.215	+0.461	11:11:08.386
9	1:01.072	+1.318	11:12:09.458
10	59.754	-	11:13:09.212

(174) Wayne Dunford

1	-:---		11:03:37.051
2	1:09.231	+9.355	11:04:46.282
3	1:01.206	+1.330	11:05:47.488
4	1:00.835	+0.959	11:06:48.323
5	1:02.695	+2.819	11:07:51.018
6	1:00.259	+0.383	11:08:51.277
7	1:00.563	+0.687	11:09:51.840
8	1:01.532	+1.656	11:10:53.372
9	59.876	-	11:11:53.248
10	1:00.730	+0.854	11:12:53.978
11	1:01.056	+1.180	11:13:55.034

(102) David Hampton

1	-:---		11:03:43.973
2	1:20.711	+20.797	11:05:04.684
3	1:09.910	+9.996	11:06:14.594
4	1:02.536	+2.622	11:07:17.130
5	1:02.235	+2.321	11:08:19.365
6	1:01.625	+1.711	11:09:20.990
7	1:00.766	+0.852	11:10:21.756
8	1:00.836	+0.922	11:11:22.592
9	59.914	-	11:12:22.506
10	1:01.853	+1.939	11:13:24.359
11	1:00.021	+0.107	11:14:24.380

(124) Stuart Auckland

1	-:---		11:03:37.597
2	1:13.065	+13.150	11:04:50.662
3	1:01.987	+2.072	11:05:52.649
4	1:03.512	+3.597	11:06:56.161
5	1:01.509	+1.594	11:07:57.670
6	1:01.276	+1.361	11:08:58.946
7	1:01.796	+1.881	11:10:00.742
8	1:00.956	+1.041	11:11:01.698
9	1:01.525	+1.610	11:12:03.223
10	59.915	-	11:13:03.138
11	1:00.634	+0.719	11:14:03.772

(84) Phillip Copp

1	-:---		11:03:35.301
2	1:13.940	+13.865	11:04:49.241
3	1:03.110	+3.035	11:05:52.351
4	1:03.068	+2.993	11:06:55.419
5	1:01.984	+1.909	11:07:57.403
6	1:02.336	+2.261	11:08:59.739
7	1:02.654	+2.579	11:10:02.393
8	1:00.075	-	11:11:02.468

(11) Gordon Scott

1	-:---		11:04:35.879
2	1:03.455	+3.343	11:05:39.334
3	1:02.020	+1.908	11:06:41.354
4	1:02.726	+2.614	11:07:44.080
5	1:00.112	-	11:08:44.192
6	1:01.219	+1.107	11:09:45.411
7	1:00.794	+0.682	11:10:46.205
8	1:01.083	+0.971	11:11:47.288
9	1:01.197	+1.085	11:12:48.485

(13) Mark Pennington

1	-:---		11:03:36.815
---	-------	--	--------------

Lap	Lap Tm	Diff	Time of Day
2	1:13.533	+13.319	11:04:50.348
3	1:03.841	+3.627	11:05:54.189
4	1:03.023	+2.809	11:06:57.212
5	1:01.362	+1.148	11:07:58.574
6	1:01.587	+1.373	11:09:00.161
7	1:02.023	+1.809	11:10:02.184
8	1:00.925	+0.711	11:11:03.109
9	1:01.453	+1.239	11:12:04.562
10	1:00.835	+0.621	11:13:05.397
11	1:00.214	-	11:14:05.611

(166) Matt Green

1	-:---		11:03:31.524
2	1:06.144	+5.864	11:04:37.668
3	1:02.100	+1.820	11:05:39.768
4	1:02.274	+1.994	11:06:42.042
5	1:02.238	+1.958	11:07:44.280
6	1:01.591	+1.311	11:08:45.871
7	1:01.286	+1.006	11:09:47.157
8	1:00.280	-	11:10:47.437
9	1:00.454	+0.174	11:11:47.891
10	1:01.691	+1.411	11:12:49.582
11	1:00.787	+0.507	11:13:50.369

(101) Jon Leech

1	-:---		11:03:49.079
2	1:12.954	+12.573	11:05:02.033
3	1:05.183	+4.802	11:06:07.216
4	1:04.174	+3.793	11:07:11.390
5	1:01.785	+1.404	11:08:13.175
6	1:02.158	+1.777	11:09:15.333
7	1:02.006	+1.625	11:10:17.339
8	1:01.027	+0.646	11:11:18.366
9	1:02.165	+1.784	11:12:20.531
10	1:01.302	+0.921	11:13:21.833
11	1:00.380	-	11:14:22.213

(59) Andy Carpenter

1	-:---		11:03:49.876
2	1:09.134	+8.716	11:04:59.010
3	1:05.293	+4.875	11:06:04.303
4	1:02.535	+2.117	11:07:06.838
5	1:00.838	+0.420	11:08:07.676
6	1:01.814	+1.396	11:09:09.490
7	1:00.670	+0.252	11:10:10.160
8	1:00.418	-	11:11:10.578
9	1:01.034	+0.616	11:12:11.612
10	1:01.562	+1.144	11:13:13.174

(54) Fred Burbidge

1	-:---		11:03:34.900
2	1:20.026	+19.420	11:04:54.926
3	1:07.263	+6.657	11:06:02.189
4	1:05.478	+4.872	11:07:07.667
5	1:01.177	+0.571	11:08:08.844
6	1:01.900	+1.294	11:09:10.744
7	1:01.202	+0.596	11:10:11.946
8	1:00.714	+0.108	11:11:12.660
9	1:00.606	-	11:12:13.266
10	1:01.152	+0.546	11:13:14.418
11	1:03.254	+2.648	11:14:17.672

(46) Andrew Nicholson

1	-:---		11:03:54.083
2	1:14.009	+13.184	11:05:08.092
3	1:07.813	+6.988	11:06:15.905

Lap	Lap Tm	Diff	Time of Day
4	1:05.370	+4.545	11:07:21.275
5	1:03.343	+2.518	11:08:24.618
6	1:01.603	+0.778	11:09:26.221
7	1:01.778	+0.953	11:10:27.999
8	1:01.954	+1.129	11:11:29.953
9	1:00.825	-	11:12:30.778
10	1:01.410	+0.585	11:13:32.188
11	1:01.240	+0.415	11:14:33.428

(312) Martyn Lewins

1	-:---		11:03:43.998
2	1:13.688	+12.768	11:04:57.686
3	1:07.104	+6.184	11:06:04.790
4	1:03.484	+2.564	11:07:08.274
5	1:02.223	+1.303	11:08:10.497
6	1:01.992	+1.072	11:09:12.489
7	1:03.085	+2.165	11:10:15.574
8	1:01.170	+0.250	11:11:16.744
9	1:03.285	+2.365	11:12:20.029
10	1:02.512	+1.592	11:13:22.541
11	1:00.919	-	11:14:23.460

(79) Daniel Moss

1	-:---		11:04:32.887
2	1:04.227	+3.078	11:05:37.114
3	1:03.151	+2.002	11:06:40.265
4	1:01.880	+0.731	11:07:42.145
5	1:01.366	+0.217	11:08:43.511
6	1:01.149	-	11:09:44.660
7	1:01.456	+0.307	11:10:46.116
8	1:02.628	+1.479	11:11:48.744
9	1:01.492	+0.343	11:12:50.236
10	1:01.449	+0.300	11:13:51.685

(73) Stephen Taylor

1	-:---		11:03:33.325
2	1:21.761	+20.551	11:04:55.086
3	1:08.249	+7.039	11:06:03.335
4	1:04.811	+3.601	11:07:08.146
5	1:02.870	+1.660	11:08:11.016
6	1:02.452	+1.242	11:09:13.468
7	1:02.613	+1.403	11:10:16.081
8	1:01.210	-	11:11:17.291
9	1:02.875	+1.665	11:12:20.166
10	1:03.019	+1.809	11:13:23.185
11	1:01.461	+0.251	11:14:24.646

(62) Barrie Yeend

1	-:---		11:04:33.629
2	1:03.903	+2.602	11:05:37.532
3	1:02.868	+1.567	11:06:40.400
4	1:03.822	+2.521	11:07:44.222
5	1:02.384	+1.083	11:08:46.606
6	1:01.837	+0.536	11:09:48.443
7	1:02.998	+1.697	11:10:51.441
8	1:01.301	-	11:11:52.742
9	1:01.896	+0.595	11:12:54.638
10	1:02.200	+0.899	11:13:56.838

(67) Jason Brewster

1	-:---		11:04:34.473
2	1:03.337	+1.952	11:05:37.810
3	1:03.159	+1.774	11:06:40.969
4	1:02.831	+1.446	11:07:43.800
5	1:01.385	-	11:08:45.185
6	1:02.876	+1.491	11:09:48.061

EMRA Club Championships - Round 1

175-1300cc Machines

Mallory Park 1.390 Miles

Qualifying

01/03/2009 11:03

Qualify

Lap	Lap Tm	Diff	Time of Day
7	1:02.270	+0.885	11:10:50.331
8	1:01.536	+0.151	11:11:51.867

(149) Stephen Gibson

Lap	Lap Tm	Diff	Time of Day
1	-:---		11:03:35.575
2	1:11.798	+10.357	11:04:47.373
3	1:03.206	+1.765	11:05:50.579
4	1:01.514	+0.073	11:06:52.093
5	1:01.441	-	11:07:53.534
6	1:02.194	+0.753	11:08:55.728

(52) Martin Townsend

Lap	Lap Tm	Diff	Time of Day
1	-:---		11:03:50.643
2	1:11.544	+9.751	11:05:02.187
3	1:05.637	+3.844	11:06:07.824
4	1:04.161	+2.368	11:07:11.985
5	1:05.069	+3.276	11:08:17.054
6	1:04.431	+2.638	11:09:21.485
7	1:03.262	+1.469	11:10:24.747
8	1:01.793	-	11:11:26.540
9	1:02.105	+0.312	11:12:28.645
10	1:01.934	+0.141	11:13:30.579
11	1:02.605	+0.812	11:14:33.184

(92) Mark Ross

Lap	Lap Tm	Diff	Time of Day
1	-:---		11:03:43.774
2	1:13.116	+11.229	11:04:56.890
3	1:07.083	+5.196	11:06:03.973
4	1:04.674	+2.787	11:07:08.647
5	1:03.223	+1.336	11:08:11.870
6	1:02.976	+1.089	11:09:14.846
7	1:03.310	+1.423	11:10:18.156
8	1:02.407	+0.520	11:11:20.563
9	1:02.256	+0.369	11:12:22.819
10	1:01.887	-	11:13:24.706
11	1:05.041	+3.154	11:14:29.747

(7) Brent Barnes

Lap	Lap Tm	Diff	Time of Day
1	-:---		11:03:50.291
2	1:10.059	+8.014	11:05:00.350
3	1:05.291	+3.246	11:06:05.641
4	1:05.349	+3.304	11:07:10.990
5	1:05.391	+3.346	11:08:16.381
6	1:02.964	+0.919	11:09:19.345
7	1:02.045	-	11:10:21.390
8	1:03.166	+1.121	11:11:24.556
9	1:02.656	+0.611	11:12:27.212
10	1:02.409	+0.364	11:13:29.621
11	1:03.435	+1.390	11:14:33.056

(90) Mark Wood

Lap	Lap Tm	Diff	Time of Day
1	-:---		11:04:34.368
2	1:04.685	+2.572	11:05:39.053
3	1:04.366	+2.253	11:06:43.419
4	1:02.696	+0.583	11:07:46.115
5	1:02.260	+0.147	11:08:48.375
6	1:02.113	-	11:09:50.488

(9) Jason Montgomery

Lap	Lap Tm	Diff	Time of Day
1	-:---		11:03:38.370
2	1:17.286	+15.064	11:04:55.656
3	1:06.828	+4.606	11:06:02.484
4	1:02.222	-	11:07:04.706
5	1:02.373	+0.151	11:08:07.079
6	1:02.920	+0.698	11:09:09.999

Lap	Lap Tm	Diff	Time of Day
(180) Roger Titman			
1	-:---		11:03:37.978
2	1:14.542	+11.238	11:04:52.520
3	1:04.477	+1.173	11:05:56.997
4	1:04.779	+1.475	11:07:01.776
5	1:04.100	+0.796	11:08:05.876
6	1:03.494	+0.190	11:09:09.370
7	1:03.489	+0.185	11:10:12.859
8	1:03.672	+0.368	11:11:16.531
9	1:03.304	-	11:12:19.835
10	1:04.418	+1.114	11:13:24.253

(34) Kevin Harding

Lap	Lap Tm	Diff	Time of Day
1	-:---		11:04:35.751
2	1:06.482	+2.903	11:05:42.233
3	1:05.124	+1.545	11:06:47.357
4	1:03.688	+0.109	11:07:51.045
5	1:04.831	+1.252	11:08:55.876
6	1:06.645	+3.066	11:10:02.521
7	1:04.033	+0.454	11:11:06.554
8	1:04.222	+0.643	11:12:10.776
9	1:03.579	-	11:13:14.355
10	1:27.729	+24.150	11:14:42.084

(189) Anthony Delaney

Lap	Lap Tm	Diff	Time of Day
1	-:---		11:03:44.749
2	1:12.409	+7.560	11:04:57.158
3	1:07.954	+3.105	11:06:05.112
4	1:05.501	+0.652	11:07:10.613
5	1:05.211	+0.362	11:08:15.824
6	1:04.849	-	11:09:20.673
7	1:06.138	+1.289	11:10:26.811
8	1:05.501	+0.652	11:11:32.312

Lap	Lap Tm	Diff	Time of Day
-----	--------	------	-------------

EMRA Club Championships - Round 1

175-1300cc Machines

Mallory Park 1.390 Miles

Race 6

01/03/2009 08:06

Race (10 Laps)

[1:03.304] [180] Roger Titman	[1:02.222] [9] Jason Montgomery	[1:04.849] [189] Anthony Delaney	[1:03.579] [34] Kevin Harding	11
40 [1:01.887] [92] Mark Ross	39 [1:01.793] [52] Martin Townsend	42 [1:02.113] [90] Mark Wood	41 [1:02.045] [7] Brent Barnes	10
36 [1:01.301] [62] Barrie Yeend	35 [1:01.210] [73] Stephen Taylor	38 [1:01.441] [149] Stephen Gibson	37 [1:01.385] [67] Jason Brewster	9
32 [1:00.825] [46] Andrew Nicholson	31 [1:00.606] [54] Fred Burbidge	34 [1:01.149] [79] Daniel Moss	33 [1:00.919] [312] Martyn Lewins	8
28 [1:00.280] [166] Matt Green	27 [1:00.214] [13] Mark Pennington	30 [1:00.418] [59] Andy Carpenter	29 [1:00.380] [101] Jon Leech	7
24 [59.915] [124] Stuart Auckland	23 [59.914] [102] David Hampton	26 [1:00.112] [11] Gordon Scott	25 [1:00.075] [84] Phillip Copp	6
20 [59.328] [68] Andrew Townley	19 [59.266] [100] Sam Smithson	22 [59.876] [174] Wayne Dunford	21 [59.754] [81] Aaron Brown	5
16 [58.988] [31] Arthur Oliver	15 [58.924] [61] Dean Armstrong	18 [59.078] [23] Marcus Langford	17 [59.051] [107] Tom Meehan	4
12 [58.445] [53] Russell Burrows	11 [57.872] [144] Paul Townley	14 [58.581] [69] Paul Bannister	13 [58.472] [157] Rob Wilson	3
8 [56.822] [118] Pete Bradshaw	7 [56.691] [28] Philip Brooks	10 [57.801] [8] Jim Hodgkinson	9 [57.345] [711] Richard Durber	2
4	3	6 [56.140] [47] Paul Curran	5 [55.960] [41] Mark Littler	1
		2	1	

EMRA Club Championships - Round 1

Sorted on Laps

70-125cc Formula Machines

Mallory Park 1.390 Miles

Race 1

01/03/2009 11:21

Race (10 Laps)

Pos	No.	Class	Name	Make	Engine	Laps	Total Tm	Avg. Speed	Diff	Gap	Best Tm	Best Spd	In Lap
1	46	GP125	Ross Walker	Honda	125	10	9:55.605	84.015	-	-	58.108	86.114	10
2	15	GP125	Adam Robinson	Honda	125	10	9:57.732	83.716	+2.127	+2.127	58.405	85.678	6
3	7	GP125	David Renz	Honda	125	10	10:00.695	83.304	+5.090	+2.963	59.007	84.803	5
4	5	GP125	John Lea	Honda	125	10	10:00.998	83.262	+5.393	+0.303	58.723	85.214	10
5	10	GP125	Danny Smith	Honda GP	125	10	10:03.220	82.955	+7.615	+2.222	59.216	84.504	6
6	4	GP125	Curtis Wright	Honda	125	10	10:18.670	80.883	+23.065	+15.450	1:00.482	82.734	9
7	25	GP125	Elliot Lodge	Honda RS	125	10	10:23.044	80.315	+27.439	+4.374	1:00.601	82.573	4
8	44	GP125	Gavin Perkins	Honda	125	10	10:29.066	79.547	+33.461	+6.022	1:00.715	82.416	9
9	17	GP125	Tom Carne	Honda RS	125	10	10:39.204	78.285	+43.599	+10.138	1:02.659	79.861	5
10	20	F125	Lee Jackson	Aprilia RS	125	10	10:39.953	78.193	+44.348	+0.749	1:02.681	79.833	7
11	100	F125	Connor Tagg	Aprilia	125	10	10:46.992	77.343	+51.387	+7.039	1:03.506	78.796	5
12	6	F125	Benjamin Gautrey	Aprilia	125	9	10:03.101	74.674	1 Lap	1 Lap	1:05.600	76.280	8
13	72	GP125	Ricky Tarren	Honda GP	125	9	10:03.153	74.668	+0.052	+0.052	1:05.009	76.974	5
14	32	F125	Stuart Wilson	Aprilia	125	9	10:12.612	73.515	+9.511	+9.459	1:06.219	75.567	9
15	111	F125	Jed Bird	Aprilia RS	125	9	10:18.367	72.831	+15.266	+5.755	1:07.107	74.566	8
16	73	F125	Sam Cherry	Aprilia	125	9	10:20.178	72.618	+17.077	+1.811	1:07.077	74.601	5
17	85	GP125	Lee Ewbank	Honda	125 Pr	9	10:26.280	71.910	+23.179	+6.102	1:06.340	75.430	6
18	22	GP125	Wesley Seaman	Honda	125 Pi	9	10:35.561	70.860	+32.460	+9.281	1:08.447	73.108	5
19	23	F125	Luke Frearson	Aprilia	125	9	10:39.376	70.437	+36.275	+3.815	1:09.008	72.513	7
20	30	F125	James Widdowson	Aprilia	125	8	9:53.428	67.459	2 Laps	1 Lap	1:11.965	69.534	7
21	36	80	Bradley Hughes	Conti	80	8	10:33.043	63.237	+39.615	+39.615	1:17.069	64.929	8
22	8	80	Ryan Brain	Conti V3	80	8	10:41.387	62.415	+47.959	+8.344	1:17.975	64.174	6

Not classified

DNF	57	F125	Daniel Murphy	Aprilia RS	125	8	9:02.302	73.819	-	-	1:05.572	76.312	8
DNF	12	F125	Chester Buckle	Aprilia	125	4	6:06.224	54.655	-	-	1:25.101	58.801	4
DNF	35	F125	Thomas Chell	Aprilia	125	3	3:44.724	66.802	-	-	1:12.129	69.376	3
DNF	114	GP125	Sam Hornsey	Honda	125	0	----	-	-	-	----	-	0
DNF	19	F125	Joshu Boyd	Aprilia RS	125	0	----	-	-	-	----	-	0

Announcements

Amended result

Margin of Victory	Avg. Speed	Best Lap Tm	Best Spd	Best Lap by
+2.127	84.015	58.108	86.114	[46] Ross Walker

Printed: 01/03/2009 12:08:38

Licensed to: Saturn Timing Ltd

Chief of Timing & Scoring
WWW.EASTMIDLANDRACING.CO.UK

Orbits 3
www.amb-it.com
www.mylaps.com

EMRA Club Championships - Round 1

70-125cc Formula Machines

Mallory Park 1.390 Miles

Race 1

01/03/2009 11:21

Race (10 Laps)

Lap	Lap Tm	Diff	Time of Day
(46) Ross Walker			
1	-:--		11:22:57.408
2	59.664	+1.555	11:23:57.072
3	59.075	+0.966	11:24:56.147
4	59.261	+1.152	11:25:55.408
5	58.704	+0.595	11:26:54.112
6	58.160	+0.051	11:27:52.272
7	59.554	+1.445	11:28:51.826
8	58.844	+0.735	11:29:50.670
9	58.266	+0.157	11:30:48.936
10	58.108	-	11:31:47.045

(15) Adam Robinson			
1	-:--		11:22:56.014
2	59.369	+0.964	11:23:55.383
3	59.358	+0.953	11:24:54.741
4	58.914	+0.509	11:25:53.655
5	58.931	+0.526	11:26:52.586
6	58.405	-	11:27:50.991
7	58.876	+0.471	11:28:49.867
8	1:00.610	+2.205	11:29:50.477
9	59.146	+0.741	11:30:49.623
10	59.548	+1.143	11:31:49.172

(7) David Renz			
1	-:--		11:22:57.557
2	59.799	+0.792	11:23:57.356
3	59.104	+0.097	11:24:56.460
4	59.313	+0.306	11:25:55.773
5	59.007	-	11:26:54.780
6	59.419	+0.412	11:27:54.199
7	59.629	+0.622	11:28:53.828
8	59.563	+0.556	11:29:53.391
9	59.453	+0.446	11:30:52.844
10	59.290	+0.283	11:31:52.135

(5) John Lea			
1	-:--		11:22:56.827
2	59.882	+1.159	11:23:56.709
3	1:00.180	+1.457	11:24:56.889
4	1:00.546	+1.823	11:25:57.435
5	59.375	+0.652	11:26:56.810
6	59.270	+0.547	11:27:56.080
7	59.567	+0.844	11:28:55.647
8	59.103	+0.380	11:29:54.750
9	58.964	+0.241	11:30:53.715
10	58.723	-	11:31:52.438

(10) Danny Smith			
1	-:--		11:22:57.926
2	59.592	+0.376	11:23:57.518
3	59.576	+0.360	11:24:57.094
4	1:00.627	+1.411	11:25:57.721
5	59.503	+0.287	11:26:57.224
6	59.216	-	11:27:56.440
7	59.357	+0.141	11:28:55.797
8	59.280	+0.064	11:29:55.077
9	59.495	+0.279	11:30:54.573
10	1:00.087	+0.871	11:31:54.660

(4) Curtis Wright			
1	-:--		11:23:00.140
2	1:00.755	+0.272	11:24:00.895
3	1:01.113	+0.630	11:25:02.008
4	1:00.568	+0.085	11:26:02.576

5	1:00.806	+0.323	11:27:03.382
6	1:00.713	+0.230	11:28:04.095
7	1:01.602	+1.119	11:29:05.697
8	1:01.981	+1.498	11:30:07.678
9	1:00.482	-	11:31:08.161
10	1:01.949	+1.466	11:32:10.110

(25) Elliot Lodge			
1	-:--		11:22:58.935
2	1:01.115	+0.514	11:24:00.050
3	1:02.629	+2.028	11:25:02.679
4	1:00.601	-	11:26:03.280
5	1:02.108	+1.507	11:27:05.388
6	1:01.278	+0.677	11:28:06.666
7	1:01.346	+0.745	11:29:08.012
8	1:01.926	+1.325	11:30:09.938
9	1:02.139	+1.538	11:31:12.078
10	1:02.406	+1.805	11:32:14.484

(44) Gavin Perkins			
1	-:--		11:23:04.797
2	1:02.575	+1.859	11:24:07.372
3	1:02.081	+1.365	11:25:09.453
4	1:02.783	+2.067	11:26:12.236
5	1:01.612	+0.896	11:27:13.848
6	1:01.728	+1.012	11:28:15.576
7	1:01.100	+0.384	11:29:16.676
8	1:01.461	+0.745	11:30:18.137
9	1:00.715	-	11:31:18.853
10	1:01.653	+0.937	11:32:20.506

(17) Tom Carne			
1	-:--		11:23:00.394
2	1:03.417	+0.758	11:24:03.811
3	1:03.467	+0.808	11:25:07.278
4	1:04.282	+1.623	11:26:11.560
5	1:02.659	-	11:27:14.219
6	1:02.745	+0.086	11:28:16.964
7	1:02.913	+0.254	11:29:19.877
8	1:03.320	+0.661	11:30:23.197
9	1:03.815	+1.156	11:31:27.013
10	1:03.631	+0.972	11:32:30.644

(20) Lee Jackson			
1	-:--		11:23:01.109
2	1:03.602	+0.921	11:24:04.711
3	1:03.312	+0.631	11:25:08.023
4	1:04.409	+1.728	11:26:12.432
5	1:02.970	+0.289	11:27:15.402
6	1:03.075	+0.394	11:28:18.477
7	1:02.681	-	11:29:21.158
8	1:02.758	+0.077	11:30:23.916
9	1:03.180	+0.499	11:31:27.097
10	1:04.296	+1.615	11:32:31.393

(100) Connor Tagg			
1	-:--		11:23:02.094
2	1:04.622	+1.116	11:24:06.716
3	1:04.124	+0.618	11:25:10.840
4	1:04.314	+0.808	11:26:15.154
5	1:03.506	-	11:27:18.660
6	1:03.791	+0.285	11:28:22.451
7	1:03.720	+0.214	11:29:26.171
8	1:04.220	+0.714	11:30:30.391
9	1:03.784	+0.278	11:31:34.176
10	1:04.256	+0.750	11:32:38.432

(6) Benjamin Gautrey			
1	-:--		11:23:04.603
2	1:06.619	+1.019	11:24:11.222
3	1:06.353	+0.753	11:25:17.575
4	1:06.622	+1.022	11:26:24.197
5	1:05.821	+0.221	11:27:30.018
6	1:06.486	+0.886	11:28:36.504
7	1:06.330	+0.730	11:29:42.834
8	1:05.600	-	11:30:48.434
9	1:06.106	+0.506	11:31:54.541

(72) Ricky Tarren			
1	-:--		11:23:03.181
2	1:07.367	+2.358	11:24:10.548
3	1:07.160	+2.151	11:25:17.708
4	1:06.022	+1.013	11:26:23.730
5	1:05.009	-	11:27:28.739
6	1:05.187	+0.178	11:28:33.926
7	1:05.685	+0.676	11:29:39.611
8	1:06.249	+1.240	11:30:45.860
9	1:08.732	+3.723	11:31:54.593

(32) Stuart Wilson			
1	-:--		11:23:06.379
2	1:07.947	+1.728	11:24:14.326
3	1:07.564	+1.345	11:25:21.890
4	1:09.064	+2.845	11:26:30.954
5	1:07.194	+0.975	11:27:38.148
6	1:06.247	+0.028	11:28:44.395
7	1:06.914	+0.695	11:29:51.309
8	1:06.523	+0.304	11:30:57.833
9	1:06.219	-	11:32:04.052

(111) Jed Bird			
1	-:--		11:23:06.965
2	1:08.691	+1.583	11:24:15.656
3	1:07.457	+0.349	11:25:23.113
4	1:07.730	+0.622	11:26:30.843
5	1:07.114	+0.006	11:27:37.957
6	1:08.164	+1.056	11:28:46.121
7	1:08.537	+1.429	11:29:54.658
8	1:07.107	-	11:31:01.766
9	1:08.041	+0.933	11:32:09.807

(73) Sam Cherry			
1	-:--		11:23:07.386
2	1:08.658	+1.581	11:24:16.044
3	1:07.857	+0.780	11:25:23.901
4	1:07.519	+0.442	11:26:31.420
5	1:07.077	-	11:27:38.497
6	1:07.385	+0.308	11:28:45.882
7	1:07.183	+0.106	11:29:53.065
8	1:08.018	+0.941	11:31:01.084
9	1:10.534	+3.457	11:32:11.618

(85) Lee Ewbank			
1	-:--		11:23:12.404
2	1:12.005	+5.665	11:24:24.409
3	1:08.411	+2.071	11:25:32.820
4	1:06.581	+0.241	11:26:39.401
5	1:06.749	+0.409	11:27:46.150
6	1:06.340	-	11:28:52.490
7	1:06.747	+0.407	11:29:59.237
8	1:07.264	+0.924	11:31:06.502
9	1:11.218	+4.878	11:32:17.720

EMRA Club Championships - Round 1

70-125cc Formula Machines

Mallory Park 1.390 Miles

Race 1

01/03/2009 11:21

Race (10 Laps)

Lap	Lap Tm	Diff	Time of Day
(22) Wesley Seaman			
1	-:--		11:23:11.984
2	1:11.981	+3.534	11:24:23.965
3	1:09.337	+0.890	11:25:33.302
4	1:08.576	+0.129	11:26:41.878
5	1:08.447	-	11:27:50.325
6	1:08.971	+0.524	11:28:59.296
7	1:09.285	+0.838	11:30:08.581
8	1:08.748	+0.301	11:31:17.330
9	1:09.671	+1.224	11:32:27.001

Lap	Lap Tm	Diff	Time of Day
(23) Luke Frearson			
1	-:--		11:23:10.321
2	1:09.940	+0.932	11:24:20.261
3	1:09.301	+0.293	11:25:29.562
4	1:09.722	+0.714	11:26:39.284
5	1:10.804	+1.796	11:27:50.088
6	1:11.485	+2.477	11:29:01.573
7	1:09.008	-	11:30:10.581
8	1:10.030	+1.022	11:31:20.612
9	1:10.204	+1.196	11:32:30.816

Lap	Lap Tm	Diff	Time of Day
(30) James Widdowson			
1	-:--		11:23:13.833
2	1:13.100	+1.135	11:24:26.933
3	1:14.187	+2.222	11:25:41.120
4	1:13.180	+1.215	11:26:54.300
5	1:12.702	+0.737	11:28:07.002
6	1:13.698	+1.733	11:29:20.700
7	1:11.965	-	11:30:32.665
8	1:12.202	+0.237	11:31:44.868

Lap	Lap Tm	Diff	Time of Day
(36) Bradley Hughes			
1	-:--		11:23:16.208
2	1:18.877	+1.807	11:24:35.085
3	1:19.009	+1.939	11:25:54.094
4	1:17.387	+0.317	11:27:11.481
5	1:18.065	+0.995	11:28:29.546
6	1:19.597	+2.527	11:29:49.143
7	1:18.270	+1.201	11:31:07.414
8	1:17.069	-	11:32:24.483

Lap	Lap Tm	Diff	Time of Day
(8) Ryan Brain			
1	-:--		11:23:20.521
2	1:19.623	+1.648	11:24:40.144
3	1:20.004	+2.029	11:26:00.148
4	1:18.797	+0.822	11:27:18.945
5	1:18.889	+0.914	11:28:37.834
6	1:17.975	-	11:29:55.809
7	1:18.102	+0.127	11:31:13.912
8	1:18.915	+0.940	11:32:32.827

Lap	Lap Tm	Diff	Time of Day
(57) Daniel Murphy			
1	-:--		11:23:07.503
2	1:07.157	+1.584	11:24:14.660
3	1:07.486	+1.913	11:25:22.146
4	1:07.022	+1.449	11:26:29.168
5	1:05.880	+0.307	11:27:35.048
6	1:06.036	+0.463	11:28:41.084
7	1:07.085	+1.512	11:29:48.169
8	1:05.572	-	11:30:53.742

Lap	Lap Tm	Diff	Time of Day
(12) Chester Buckle			
1	-:--		11:23:35.209
2	1:30.726	+5.625	11:25:05.935

Lap	Lap Tm	Diff	Time of Day
3	1:26.628	+1.527	11:26:32.563
4	1:25.101	-	11:27:57.664

Lap	Lap Tm	Diff	Time of Day
(35) Thomas Chell			
1	-:--		11:23:11.421
2	1:12.614	+0.485	11:24:24.035
3	1:12.129	-	11:25:36.164

Lap	Lap Tm	Diff	Time of Day
-----	--------	------	-------------

EMRA Club Championships - Round 1

Lapchart


70-125cc Formula Machines

Mallory Park 1.390 Miles

Race 1

01/03/2009 11:21

Race (10 Laps)



Competitors	Laps									
	1	2	3	4	5	6	7	8	9	10
Adam Robinson (15)	1	15	15	15	15	15	15	15	46	46
John Lea (5)	2	5	5	46	46	46	46	46	15	15
Ross Walker (46)	3	46	46	7	7	7	7	7	7	7
David Renz (7)	4	7	7	5	5	5	5	5	5	5
Danny Smith (10)	5	10	10	10	10	10	10	10	10	10
Elliot Lodge (25)	6	25	25	4	4	4	4	4	4	4
Curtis Wright (4)	7	4	4	25	25	25	25	25	25	25
Tom Carne (17)	8	17	17	17	17	44	44	44	44	44
Lee Jackson (20)	9	20	20	20	44	17	17	17	17	17
Connor Tagg (100)	10	100	100	44	20	20	20	20	20	20
Ricky Tarren (72)	11	72	44	100	100	100	100	100	100	100
Benjamin Gautrey (6)	12	6	72	6	72	72	72	72	6	6
Gavin Perkins (44)	13	44	6	72	6	6	6	6	6	72
Stuart Wilson (32)	14	32	32	32	57	57	57	57	57	32
Jed Bird (111)	15	111	57	57	111	111	32	32	32	111
Sam Cherry (73)	16	73	111	111	32	32	73	73	73	73
Daniel Murphy (57)	17	57	73	73	73	73	111	111	111	85
Luke Frearson (23)	18	23	23	23	23	85	85	85	85	22
Thomas Chell (35)	19	35	22	85	85	23	22	22	22	23
Wesley Seaman (22)	20	22	35	22	22	22	23	23	23	23
Lee Ewbank (85)	21	85	85	35	30	30	30	30	30	30
James Widdowson (30)	22	30	30	30	36	36	36	36	36	36
Bradley Hughes (36)	23	36	36	36	8	8	8	8	8	8
Ryan Brain (8)	24	8	8	8	12					
Chester Buckle (12)	25	12	12	12						
-	26									
-	27									

EMRA Club Championships - Round 1

Sorted on Laps

F400 & Earlystocks

Mallory Park 1.390 Miles

Race 2

01/03/2009 11:38

Race (10 Laps)

Pos	No.	Class	Name	Make	Engine	Laps	Total Tm	Avg. Speed	Diff	Gap	Best Tm	Best Spd	In Lap
1	127	F400	Richard Saunders	Kawasaki XR	400	10	10:04.315	82.804	-	-	59.238	84.473	2
2	194	F400	Mark Hornsey	Honda	400	10	10:09.924	82.043	+5.609	+5.609	59.638	83.906	10
3	169	F400	Mike Dorey	BMC Honda	400	10	10:11.031	81.894	+6.716	+1.107	59.090	84.684	5
4	3	F400	Simon Edmondson	RVF Honda	400	9	9:23.281	79.953	1 Lap	1 Lap	1:00.950	82.100	6
5	98	F400	James Simpson	JSR Kawasaki	400	9	9:26.934	79.438	+3.653	+3.653	1:01.505	81.359	6
6	223	ESTX	Steve Long	Kawasaki	750	9	9:27.214	79.399	+3.933	+0.280	1:01.287	81.649	2
7	77	F400	Ian Fletcher	Honda	400	9	9:28.208	79.260	+4.927	+0.994	1:01.675	81.135	8
8	21	F400	Elliot Stevens	Yamaha	400	9	9:32.025	78.731	+8.744	+3.817	1:01.425	81.465	7
9	216	ESTX	Alec Gilfillan	Suzuki	1100	9	9:34.851	78.344	+11.570	+2.826	1:03.019	79.405	7
10	120	F400	Daniel Brown	Kawasaki	400	9	9:34.953	78.330	+11.672	+0.102	1:01.338	81.581	8
11	134	F400	Justin Little	Honda	400	9	9:38.138	77.898	+14.857	+3.185	1:02.607	79.927	6
12	202	ESTX	Aidy Brennan	Suzuki	1000	9	9:39.297	77.743	+16.016	+1.159	1:02.790	79.694	9
13	104	F400	Cameron Wilson	Suzuki SV	650	9	9:42.894	77.263	+19.613	+3.597	1:03.413	78.911	4
14	275	ESTX	Neil Myatt	Kawasaki	750	9	9:47.270	76.687	+23.989	+4.376	1:03.760	78.482	4
15	114	F400	Sam Hornsey	Honda	400	9	9:49.881	76.348	+26.600	+2.611	1:02.798	79.684	9
16	17	F400	Stephen Cullen	ZXR400	399	9	9:53.138	75.928	+29.857	+3.257	1:03.728	78.521	8
17	170	F400	Richard Dorey	BMC Honda	400	9	9:55.377	75.643	+32.096	+2.239	1:03.968	78.227	8
18	56	F400	Adam Hodgkinson	Honda	400	9	10:11.955	73.594	+48.674	+16.578	1:05.012	76.970	6
19	226	ESTX	Colin Young	Yamaha	600	8	9:14.483	72.197	2 Laps	1 Lap	1:07.246	74.413	4
20	228	ESTX	Jonathan Mold	Kawasaki	750	8	9:20.388	71.436	+5.905	+5.905	1:07.613	74.009	8
21	136	F400	Mark James	BMC Honda	400	8	9:24.855	70.871	+10.372	+4.467	1:05.277	76.658	3
22	85	LC	John Hunt	Yamaha LC	250	8	9:27.655	70.522	+13.172	+2.800	1:09.271	72.238	3
23	179	F400	John Turner	Kawasaki ZXR	400	8	9:27.988	70.480	+13.505	+0.333	1:08.670	72.870	7
24	175	F400	Steve Setchell	RGV	250	8	9:29.879	70.246	+15.396	+1.891	1:09.154	72.359	5
25	20	LC	Andy Wilson	Yamaha 250LC	247	8	9:30.098	70.220	+15.615	+0.219	1:09.450	72.052	7
26	288	ESTX	Daniel Bullin	Kawasaki	750	7	9:10.796	63.595	3 Laps	1 Lap	1:13.418	68.158	5
27	280	ESTX	Jason Woodland	Kawasaki	750	7	9:19.733	62.580	+8.937	+8.937	1:15.838	65.983	7
Not classified													
DNF	278	ESTX	Bob Green	Suzuki	750	8	9:27.137	70.586	-	-	1:08.477	73.076	8
DNF	316	LC	Mark Emuss	Yamaha LC	250	1	1:13.588	68.000	-	-	---	-	1

Announcements

Nos 169 & 194 5 second penalty jump start
Red Flag @ 11:48 Result declared

Margin of Victory	Avg. Speed	Best Lap Tm	Best Spd	Best Lap by
+5.609	82.804	59.090	84.684	[169] Mike Dorey

Printed: 01/03/2009 11:55:16

Licensed to: Saturn Timing Ltd

Chief of Timing & Scoring
WWW.EASTMIDLANDRACING.CO.UK

Orbits 3
www.amb-it.com
www.mylaps.com

EMRA Club Championships - Round 1

F400 & Earlostocks

Mallory Park 1.390 Miles

Race 2

01/03/2009 11:38

Race (10 Laps)

Lap	Lap Tm	Diff	Time of Day
(127) Richard Saunders			
1	-:--	-	11:39:31.600
2	59.238	-	11:40:30.838
3	59.497	+0.259	11:41:30.335
4	59.695	+0.457	11:42:30.030
5	59.507	+0.269	11:43:29.537
6	59.650	+0.412	11:44:29.188
7	1:01.155	+1.917	11:45:30.343
8	1:00.553	+1.315	11:46:30.896
9	1:00.520	+1.282	11:47:31.416
10	1:00.099	+0.861	11:48:31.515

(194) Mark Horsey			
1	-:--	-	11:39:31.381
2	59.980	+0.342	11:40:31.361
3	59.829	+0.191	11:41:31.190
4	1:00.278	+0.640	11:42:31.468
5	59.889	+0.251	11:43:31.357
6	59.705	+0.067	11:44:31.063
7	1:00.826	+1.188	11:45:31.889
8	1:00.420	+0.782	11:46:32.309
9	1:00.177	+0.539	11:47:32.486
10	59.638	-	11:48:32.124

(169) Mike Dorey			
1	-:--	-	11:39:32.450
2	1:00.369	+1.279	11:40:32.819
3	59.166	+0.076	11:41:31.985
4	1:00.992	+1.902	11:42:32.977
5	59.090	-	11:43:32.067
6	59.658	+0.568	11:44:31.726
7	1:01.593	+2.503	11:45:33.319
8	59.657	+0.567	11:46:32.976
9	1:00.185	+1.095	11:47:33.161
10	1:00.070	+0.980	11:48:33.231

(3) Simon Edmondson			
1	-:--	-	11:39:36.082
2	1:01.863	+0.913	11:40:37.945
3	1:03.034	+2.084	11:41:40.979
4	1:01.404	+0.454	11:42:42.383
5	1:01.842	+0.892	11:43:44.226
6	1:00.950	-	11:44:45.176
7	1:01.523	+0.573	11:45:46.699
8	1:02.058	+1.108	11:46:48.757
9	1:01.724	+0.774	11:47:50.481

(98) James Simpson			
1	-:--	-	11:39:35.659
2	1:01.757	+0.252	11:40:37.416
3	1:02.591	+1.086	11:41:40.007
4	1:02.028	+0.523	11:42:42.035
5	1:02.895	+1.390	11:43:44.931
6	1:01.505	-	11:44:46.436
7	1:02.600	+1.095	11:45:49.036
8	1:01.646	+0.141	11:46:50.682
9	1:03.452	+1.947	11:47:54.134

(223) Steve Long			
1	-:--	-	11:39:37.632
2	1:01.287	-	11:40:38.919
3	1:02.304	+1.017	11:41:41.223
4	1:01.860	+0.573	11:42:43.083
5	1:02.694	+1.407	11:43:45.778
6	1:02.080	+0.793	11:44:47.858

Lap	Lap Tm	Diff	Time of Day
7	1:02.006	+0.719	11:45:49.864
8	1:01.714	+0.427	11:46:51.578
9	1:02.836	+1.549	11:47:54.414

(77) Ian Fletcher			
1	-:--	-	11:39:35.562
2	1:02.789	+1.114	11:40:38.351
3	1:03.088	+1.413	11:41:41.439
4	1:02.219	+0.544	11:42:43.658
5	1:02.461	+0.786	11:43:46.120
6	1:01.706	+0.031	11:44:47.826
7	1:02.151	+0.476	11:45:49.977
8	1:01.675	-	11:46:51.652
9	1:03.756	+2.081	11:47:55.408

(21) Elliot Stevens			
1	-:--	-	11:39:38.465
2	1:04.411	+2.986	11:40:42.876
3	1:03.026	+1.601	11:41:45.902
4	1:02.744	+1.319	11:42:48.646
5	1:02.800	+1.375	11:43:51.447
6	1:02.524	+1.099	11:44:53.971
7	1:01.425	-	11:45:55.396
8	1:02.282	+0.857	11:46:57.678
9	1:01.547	+0.122	11:47:59.225

(216) Alec Gilfillan			
1	-:--	-	11:39:34.076
2	1:03.267	+0.248	11:40:37.343
3	1:03.448	+0.429	11:41:40.791
4	1:03.690	+0.671	11:42:44.481
5	1:04.556	+1.537	11:43:49.038
6	1:03.459	+0.440	11:44:52.497
7	1:03.019	-	11:45:55.516
8	1:03.120	+0.101	11:46:58.636
9	1:03.415	+0.396	11:48:02.051

(120) Daniel Brown			
1	-:--	-	11:39:37.818
2	1:05.731	+4.393	11:40:43.549
3	1:04.312	+2.974	11:41:47.861
4	1:02.991	+1.653	11:42:50.852
5	1:04.012	+2.674	11:43:54.865
6	1:02.297	+0.959	11:44:57.162
7	1:02.035	+0.697	11:45:59.197
8	1:01.338	-	11:47:00.535
9	1:01.618	+0.280	11:48:02.153

(134) Justin Little			
1	-:--	-	11:39:39.112
2	1:04.854	+2.247	11:40:43.966
3	1:02.716	+0.109	11:41:46.682
4	1:02.916	+0.309	11:42:49.598
5	1:03.661	+1.054	11:43:53.260
6	1:02.607	-	11:44:55.867
7	1:03.260	+0.653	11:45:59.127
8	1:03.152	+0.545	11:47:02.279
9	1:03.059	+0.452	11:48:05.338

(202) Aidy Brennan			
1	-:--	-	11:39:38.482
2	1:04.305	+1.515	11:40:42.787
3	1:03.134	+0.344	11:41:45.921
4	1:02.825	+0.035	11:42:48.746
5	1:04.708	+1.918	11:43:53.455
6	1:03.330	+0.540	11:44:56.785

Lap	Lap Tm	Diff	Time of Day
7	1:03.870	+1.080	11:46:00.655
8	1:03.052	+0.262	11:47:03.707
9	1:02.790	-	11:48:06.497

(104) Cameron Wilson			
1	-:--	-	11:39:36.649
2	1:03.499	+0.086	11:40:40.148
3	1:03.477	+0.064	11:41:43.625
4	1:03.413	-	11:42:47.038
5	1:03.787	+0.374	11:43:50.826
6	1:04.468	+1.055	11:44:55.294
7	1:05.115	+1.702	11:46:00.409
8	1:04.383	+0.970	11:47:04.792
9	1:05.302	+1.889	11:48:10.094

(275) Neil Myatt			
1	-:--	-	11:39:37.661
2	1:05.032	+1.272	11:40:42.693
3	1:05.792	+2.032	11:41:48.485
4	1:03.760	-	11:42:52.245
5	1:03.902	+0.142	11:43:56.148
6	1:04.549	+0.789	11:45:00.697
7	1:04.531	+0.771	11:46:05.228
8	1:04.434	+0.674	11:47:09.662
9	1:04.808	+1.048	11:48:14.470

(114) Sam Horsey			
1	-:--	-	11:39:41.973
2	1:05.825	+3.027	11:40:47.798
3	1:04.952	+2.154	11:41:52.750
4	1:05.783	+2.985	11:42:58.533
5	1:03.454	+0.656	11:44:01.988
6	1:05.678	+2.880	11:45:07.666
7	1:03.422	+0.624	11:46:11.088
8	1:03.195	+0.397	11:47:14.283
9	1:02.798	-	11:48:17.081

(17) Stephen Cullen			
1	-:--	-	11:39:39.846
2	1:04.537	+0.809	11:40:44.383
3	1:06.399	+2.671	11:41:50.782
4	1:08.322	+4.594	11:42:59.104
5	1:05.070	+1.342	11:44:04.175
6	1:04.775	+1.047	11:45:08.950
7	1:03.898	+0.170	11:46:12.848
8	1:03.728	-	11:47:16.576
9	1:03.762	+0.034	11:48:20.338

(170) Richard Dorey			
1	-:--	-	11:39:40.765
2	1:06.439	+2.471	11:40:47.204
3	1:06.091	+2.123	11:41:53.295
4	1:06.194	+2.226	11:42:59.489
5	1:05.290	+1.322	11:44:04.780
6	1:04.900	+0.932	11:45:09.680
7	1:04.394	+0.426	11:46:14.074
8	1:03.968	-	11:47:18.042
9	1:04.535	+0.567	11:48:22.577

(56) Adam Hodgkinson			
1	-:--	-	11:39:45.931
2	1:08.934	+3.922	11:40:54.865
3	1:06.914	+1.902	11:42:01.779
4	1:05.442	+0.430	11:43:07.221
5	1:05.057	+0.045	11:44:12.279
6	1:05.012	-	11:45:17.291

EMRA Club Championships - Round 1

F400 & Earlstocks

Mallory Park 1.390 Miles

Race 2

01/03/2009 11:38

Race (10 Laps)

Lap	Lap Tm	Diff	Time of Day
7	1:06.355	+1.343	11:46:23.646
8	1:07.765	+2.753	11:47:31.411
9	1:07.744	+2.732	11:48:39.155

(226) Colin Young			
Lap	Lap Tm	Diff	Time of Day
1	-:--		11:39:45.539
2	1:08.845	+1.599	11:40:54.384
3	1:08.238	+0.992	11:42:02.622
4	1:07.246	-	11:43:09.868
5	1:07.665	+0.419	11:44:17.534
6	1:08.015	+0.769	11:45:25.549
7	1:07.432	+0.186	11:46:32.981
8	1:08.702	+1.456	11:47:41.683

(228) Jonathan Mold			
Lap	Lap Tm	Diff	Time of Day
1	-:--		11:39:45.502
2	1:10.519	+2.906	11:40:56.021
3	1:10.119	+2.506	11:42:06.140
4	1:08.641	+1.028	11:43:14.781
5	1:08.765	+1.152	11:44:23.547
6	1:08.803	+1.190	11:45:32.350
7	1:07.625	+0.012	11:46:39.975
8	1:07.613	-	11:47:47.588

(136) Mark James			
Lap	Lap Tm	Diff	Time of Day
1	-:--		11:39:44.442
2	1:06.215	+0.938	11:40:50.657
3	1:05.277	-	11:41:55.934
4	1:05.696	+0.419	11:43:01.630
5	1:24.074	+18.797	11:44:25.705
6	1:11.198	+5.921	11:45:36.903
7	1:08.778	+3.501	11:46:45.681
8	1:06.374	+1.097	11:47:52.055

(85) John Hunt			
Lap	Lap Tm	Diff	Time of Day
1	-:--		11:39:44.854
2	1:10.377	+1.106	11:40:55.231
3	1:09.271	-	11:42:04.502
4	1:10.077	+0.806	11:43:14.579
5	1:09.980	+0.709	11:44:24.560
6	1:09.763	+0.492	11:45:34.323
7	1:09.569	+0.298	11:46:43.892
8	1:10.963	+1.692	11:47:54.855

(179) John Turner			
Lap	Lap Tm	Diff	Time of Day
1	-:--		11:39:48.395
2	1:09.723	+1.053	11:40:58.118
3	1:09.755	+1.085	11:42:07.873
4	1:09.470	+0.800	11:43:17.343
5	1:09.566	+0.896	11:44:26.910
6	1:10.908	+2.238	11:45:37.818
7	1:08.670	-	11:46:46.488
8	1:08.700	+0.030	11:47:55.188

(175) Steve Setchell			
Lap	Lap Tm	Diff	Time of Day
1	-:--		11:39:47.020
2	1:09.508	+0.353	11:40:56.528
3	1:10.262	+1.107	11:42:06.790
4	1:09.448	+0.293	11:43:16.238
5	1:09.154	-	11:44:25.393
6	1:10.209	+1.054	11:45:35.602
7	1:11.068	+1.913	11:46:46.670
8	1:10.409	+1.254	11:47:57.079

(20) Andy Wilson			
Lap	Lap Tm	Diff	Time of Day
1	-:--		11:39:47.453

Lap	Lap Tm	Diff	Time of Day
2	1:09.689	+0.239	11:40:57.142
3	1:10.111	+0.661	11:42:07.253
4	1:09.505	+0.055	11:43:16.758
5	1:09.933	+0.483	11:44:26.692
6	1:11.128	+1.678	11:45:37.820
7	1:09.450	-	11:46:47.270
8	1:10.028	+0.578	11:47:57.298

(288) Daniel Bullin			
Lap	Lap Tm	Diff	Time of Day
1	-:--		11:40:11.211
2	1:14.082	+0.664	11:41:25.293
3	1:14.568	+1.150	11:42:39.861
4	1:15.491	+2.073	11:43:55.353
5	1:13.418	-	11:45:08.771
6	1:13.904	+0.486	11:46:22.675
7	1:15.321	+1.903	11:47:37.996

(280) Jason Woodland			
Lap	Lap Tm	Diff	Time of Day
1	-:--		11:39:56.051
2	1:19.380	+3.542	11:41:15.431
3	1:19.520	+3.682	11:42:34.951
4	1:20.647	+4.809	11:43:55.599
5	1:18.517	+2.679	11:45:14.116
6	1:16.979	+1.141	11:46:31.095
7	1:15.838	-	11:47:46.933

(278) Bob Green			
Lap	Lap Tm	Diff	Time of Day
1	-:--		11:39:44.146
2	1:11.565	+3.088	11:40:55.711
3	1:09.998	+1.521	11:42:05.709
4	1:09.947	+1.470	11:43:15.656
5	1:10.597	+2.120	11:44:26.254
6	1:10.172	+1.695	11:45:36.426
7	1:09.434	+0.957	11:46:45.860
8	1:08.477	-	11:47:54.337

(316) Mark Emuss			
Lap	Lap Tm	Diff	Time of Day
1	-:--		11:39:40.788

EMRA Club Championships - Round 1

Lapchart


F400 & Earlystocks

Mallory Park 1.390 Miles

Race 2

01/03/2009 11:38

Race (10 Laps)



Competitors	Laps									
	1	2	3	4	5	6	7	8	9	10
Mark Hornsey (194)	194	127	127	127	127	127	127	127	127	127
Richard Saunders (127)	127	194	194	194	194	194	194	194	194	194
Mike Dorey (169)	169	169	169	169	169	169	169	169	169	169
Alec Gilfillan (216)	216	216	98	98	3	3	3	3	3	3
Ian Fletcher (77)	77	98	216	3	98	98	98	98	98	98
James Simpson (98)	98	3	3	223	223	77	223	223	223	223
Simon Edmondson (3)	3	77	223	77	77	223	77	77	77	77
Cameron Wilson (104)	104	223	77	216	216	216	21	21	21	21
Steve Long (223)	223	104	104	104	104	21	216	216	216	216
Neil Myatt (275)	275	275	21	21	21	104	134	120	120	120
Daniel Brown (120)	120	202	202	202	134	134	120	134	134	134
Elliot Stevens (21)	21	21	134	134	202	202	104	202	202	202
Aidy Brennan (202)	202	120	120	120	120	120	202	104	104	104
Justin Little (134)	134	134	275	275	275	275	275	275	275	275
Stephen Cullen (17)	17	17	17	114	114	114	114	114	114	114
Richard Dorey (170)	170	170	114	17	17	17	17	17	17	17
Mark Emuss (316)	316	114	170	170	170	170	170	170	170	170
Sam Hornsey (114)	114	136	136	136	56	56	56	56	56	56
Bob Green (278)	278	226	56	56	226	226	226	226	226	226
Mark James (136)	136	56	226	226	228	228	228	228	228	228
John Hunt (85)	85	85	85	85	85	85	85	85	136	136
Jonathan Mold (228)	228	278	278	228	175	175	136	278	278	278
Colin Young (226)	226	228	228	278	136	278	278	85	85	85
Adam Hodgkinson (56)	56	175	175	175	278	136	179	179	179	179
Steve Setchell (175)	175	20	20	20	20	179	175	175	175	175
Andy Wilson (20)	20	179	179	179	179	20	20	20	20	20
John Turner (179)	179	280	280	288	288	288	288	288	288	288
Jason Woodland (280)	280	288	288	280	280	280	280	280	280	280
Daniel Bullin (288)	288	288	288	288	288	288	288	288	288	288

EMRA Club Championships - Round 1

Sorted on Laps

CO-ORDIT Mallory Roadstocks

Mallory Park 1.390 Miles

Race 3

01/03/2009 12:04

Race (10 Laps)

Pos	No.	Class	Name	Make	Engine	Laps	Total Tm	Avg. Speed	Diff	Gap	Best Tm	Best Spd	In Lap
1	164	RSTX	Simon Phillips	Suzuki K6	1000	10	9:52.520	84.453	-	-	58.137	86.073	4
2	33	RSTX	Stuart Parsons	Yamaha R6	600	9	8:58.112	83.693	1 Lap	1 Lap	58.494	85.547	6
3	30	RSTX	Colin Orr	Kawasaki	599	9	8:58.936	83.565	+0.824	+0.824	58.156	86.044	9
4	14	RSTX	Stephen Jory	Yamaha	600	9	8:59.542	83.471	+1.430	+0.606	58.434	85.635	9
5	150	RSTX	Darren Jones	Aprilia	1000	9	9:02.875	82.958	+4.763	+3.333	58.708	85.235	8
6	190	RSTX	Nicholas Underwood	KMC Suzuki	1000	9	9:04.877	82.654	+6.765	+2.002	59.322	84.353	6
7	124	RSTX	Stuart Auckland	Suzuki	1000	9	9:12.981	81.442	+14.869	+8.104	58.941	84.898	6
8	26	RSTX	Mark Woodburn	Honda	600	9	9:13.251	81.402	+15.139	+0.270	59.692	83.830	9
9	13	RSTX	Mark Pennington	Suzuki GSXR	600	9	9:13.744	81.330	+15.632	+0.493	59.365	84.292	6
10	123	RSTX	Stuart McCann	Triumph	675	9	9:19.748	80.458	+21.636	+6.004	59.787	83.697	8
11	18	RSTX	Matthew Lucas	Gixer Junkies GSXI	600	9	9:24.190	79.824	+26.078	+4.442	1:00.606	82.566	6
12	99	RSTX	Robert Carter	Suzuki	600	9	9:26.266	79.532	+28.154	+2.076	1:01.181	81.790	6
13	64	RSTX	Ian Dowding	GSXR	600	9	9:29.356	79.100	+31.244	+3.090	1:01.629	81.196	5
14	9	RSTX	Jason Montgomery	Suzuki	1000	9	9:29.730	79.048	+31.618	+0.374	1:01.472	81.403	6
15	37	RSTX	Paul Sawyer	Watercall Kawasaki	636	9	9:30.077	79.000	+31.965	+0.347	1:01.661	81.153	8
16	56	RSTX	Adam Hodgkinson	Honda	400	9	9:42.602	77.301	+44.490	+12.525	1:02.772	79.717	9
17	177	RSTX	Andrew Bailey	Kawasaki KR1S	250	9	9:42.872	77.266	+44.760	+0.270	1:02.597	79.940	7
18	108	RSTX	Robert Fellows	Honda	1000	9	9:43.443	77.190	+45.331	+0.571	1:02.631	79.897	9
19	34	RSTX	Kevin Harding	Suzuki	750	9	9:48.401	76.540	+50.289	+4.958	1:03.064	79.348	8
20	141	RSTX	Anthony Harrison	Kawasaki	750	8	8:54.030	74.962	2 Laps	1 Lap	1:03.173	79.211	5
21	40	RSTX	Kevin Meredith	Honda CBR	600	8	9:05.127	73.436	+11.097	+11.097	1:05.639	76.235	8
22	38	RSTX	Kathryn Granger	Kawasaki	400	8	9:25.844	70.747	+31.814	+20.717	1:08.843	72.687	4
Not classified													
DNF	31	RSTX	Arthur Oliver	Revolution Suzuki	750	9	8:53.803	84.368	-	-	58.068	86.175	5
DNF	8	RSTX	Jim Hodgkinson	Suzuki	1000	9	8:54.100	84.321	-	-	57.476	87.062	5
DNF	32	RSTX	Dane Oliver	Revolution Suzuki	600	6	6:16.511	79.743	-	-	1:01.254	81.693	6

Announcements

Red flag @ 12:14

Margin of Victory	Avg. Speed	Best Lap Tm	Best Spd	Best Lap by
1 Lap	84.453	57.476	87.062	[8] Jim Hodgkinson

Printed: 01/03/2009 12:33:00

Licensed to: Saturn Timing Ltd

Chief of Timing & Scoring
WWW.EASTMIDLANDRACING.CO.UK

Orbits 3
www.amb-it.com
www.mylaps.com

EMRA Club Championships - Round 1

CO-ORDIT Mallory Roadstocks

Mallory Park 1.390 Miles

Race 3

01/03/2009 12:04

Race (10 Laps)

Lap	Lap Tm	Diff	Time of Day
(164) Simon Phillips			
1	-:--		12:05:31.578
2	59.674	+1.537	12:06:31.252
3	58.926	+0.789	12:07:30.178
4	58.137	-	12:08:28.315
5	58.264	+0.127	12:09:26.579
6	58.332	+0.195	12:10:24.911
7	58.689	+0.552	12:11:23.600
8	59.019	+0.882	12:12:22.619
9	58.184	+0.047	12:13:20.803
10	58.164	+0.027	12:14:18.967

Lap	Lap Tm	Diff	Time of Day
(33) Stuart Parsons			
1	-:--		12:05:32.211
2	1:00.425	+1.931	12:06:32.636
3	58.635	+0.141	12:07:31.271
4	59.181	+0.687	12:08:30.452
5	58.574	+0.080	12:09:29.026
6	58.494	-	12:10:27.520
7	59.797	+1.303	12:11:27.317
8	58.714	+0.220	12:12:26.031
9	58.528	+0.034	12:13:24.559

Lap	Lap Tm	Diff	Time of Day
(30) Colin Orr			
1	-:--		12:05:33.247
2	1:00.169	+2.013	12:06:33.416
3	59.678	+1.522	12:07:33.094
4	58.968	+0.812	12:08:32.062
5	59.043	+0.887	12:09:31.105
6	58.950	+0.794	12:10:30.055
7	58.560	+0.404	12:11:28.615
8	58.612	+0.456	12:12:27.227
9	58.156	-	12:13:25.383

Lap	Lap Tm	Diff	Time of Day
(14) Stephen Jory			
1	-:--		12:05:32.580
2	1:00.427	+1.993	12:06:33.007
3	59.476	+1.042	12:07:32.483
4	58.923	+0.489	12:08:31.406
5	59.148	+0.714	12:09:30.554
6	58.921	+0.487	12:10:29.475
7	59.296	+0.862	12:11:28.771
8	58.784	+0.350	12:12:27.555
9	58.434	-	12:13:25.989

Lap	Lap Tm	Diff	Time of Day
(150) Darren Jones			
1	-:--		12:05:33.959
2	1:00.504	+1.796	12:06:34.463
3	59.533	+0.825	12:07:33.996
4	59.316	+0.608	12:08:33.312
5	58.923	+0.215	12:09:32.235
6	59.223	+0.515	12:10:31.458
7	59.499	+0.791	12:11:30.957
8	58.708	-	12:12:29.665
9	59.657	+0.949	12:13:29.322

Lap	Lap Tm	Diff	Time of Day
(190) Nicholas Underwood			
1	-:--		12:05:34.568
2	1:00.308	+0.986	12:06:34.876
3	59.535	+0.213	12:07:34.411
4	59.411	+0.089	12:08:33.822
5	59.709	+0.387	12:09:33.531
6	59.322	-	12:10:32.853
7	59.434	+0.112	12:11:32.287
8	59.579	+0.257	12:12:31.866

Lap	Lap Tm	Diff	Time of Day
9	59.458	+0.136	12:13:31.324
(124) Stuart Auckland			
1	-:--		12:05:38.613
2	1:01.788	+2.847	12:06:40.401
3	1:00.825	+1.884	12:07:41.226
4	59.958	+1.017	12:08:41.184
5	1:00.203	+1.262	12:09:41.387
6	58.941	-	12:10:40.328
7	59.639	+0.698	12:11:39.967
8	59.773	+0.832	12:12:39.740
9	59.688	+0.747	12:13:39.428

Lap	Lap Tm	Diff	Time of Day
(26) Mark Woodburn			
1	-:--		12:05:35.796
2	1:00.692	+1.000	12:06:36.488
3	1:00.081	+0.389	12:07:36.569
4	1:00.260	+0.568	12:08:36.829
5	1:01.606	+1.914	12:09:38.435
6	1:00.460	+0.768	12:10:38.895
7	1:00.441	+0.749	12:11:39.336
8	1:00.670	+0.978	12:12:40.006
9	59.692	-	12:13:39.698

Lap	Lap Tm	Diff	Time of Day
(13) Mark Pennington			
1	-:--		12:05:37.106
2	1:02.273	+2.908	12:06:39.379
3	1:01.254	+1.889	12:07:40.633
4	1:00.191	+0.826	12:08:40.824
5	59.723	+0.358	12:09:40.547
6	59.365	-	12:10:39.912
7	59.539	+0.174	12:11:39.451
8	1:00.705	+1.340	12:12:40.156
9	1:00.035	+0.670	12:13:40.191

Lap	Lap Tm	Diff	Time of Day
(123) Stuart McCann			
1	-:--		12:05:41.021
2	1:01.134	+1.347	12:06:42.155
3	1:00.902	+1.115	12:07:43.057
4	1:00.745	+0.958	12:08:43.802
5	1:00.890	+1.103	12:09:44.692
6	1:00.336	+0.549	12:10:45.028
7	1:00.473	+0.686	12:11:45.501
8	59.787	-	12:12:45.288
9	1:00.907	+1.120	12:13:46.195

Lap	Lap Tm	Diff	Time of Day
(18) Matthew Lucas			
1	-:--		12:05:36.577
2	1:02.401	+1.795	12:06:38.978
3	1:02.608	+2.002	12:07:41.586
4	1:01.308	+0.702	12:08:42.894
5	1:01.402	+0.796	12:09:44.296
6	1:00.606	-	12:10:44.902
7	1:01.339	+0.733	12:11:46.241
8	1:01.596	+0.990	12:12:47.837
9	1:02.800	+2.194	12:13:50.637

Lap	Lap Tm	Diff	Time of Day
(99) Robert Carter			
1	-:--		12:05:37.996
2	1:03.027	+1.846	12:06:41.023
3	1:01.193	+0.012	12:07:42.216
4	1:01.558	+0.377	12:08:43.774
5	1:01.651	+0.470	12:09:45.425
6	1:01.181	-	12:10:46.606
7	1:02.519	+1.338	12:11:49.125
8	1:01.622	+0.441	12:12:50.747

Lap	Lap Tm	Diff	Time of Day
9	1:01.966	+0.785	12:13:52.713
(64) Ian Dowding			
1	-:--		12:05:37.999
2	1:03.402	+1.773	12:06:41.401
3	1:02.153	+0.524	12:07:43.554
4	1:01.830	+0.201	12:08:45.384
5	1:01.629	-	12:09:47.013
6	1:02.331	+0.702	12:10:49.344
7	1:02.549	+0.920	12:11:51.893
8	1:01.766	+0.137	12:12:53.659
9	1:02.144	+0.515	12:13:55.803

Lap	Lap Tm	Diff	Time of Day
(9) Jason Montgomery			
1	-:--		12:05:39.016
2	1:02.891	+1.419	12:06:41.907
3	1:02.465	+0.993	12:07:44.372
4	1:01.790	+0.318	12:08:46.162
5	1:01.699	+0.227	12:09:47.861
6	1:01.472	-	12:10:49.333
7	1:01.566	+0.094	12:11:50.899
8	1:01.476	+0.004	12:12:52.375
9	1:03.802	+2.330	12:13:56.177

Lap	Lap Tm	Diff	Time of Day
(37) Paul Sawyer			
1	-:--		12:05:36.865
2	1:03.332	+1.671	12:06:40.197
3	1:02.358	+0.697	12:07:42.555
4	1:02.315	+0.654	12:08:44.870
5	1:03.352	+1.691	12:09:48.222
6	1:02.305	+0.644	12:10:50.527
7	1:02.482	+0.821	12:11:53.009
8	1:01.661	-	12:12:54.670
9	1:01.854	+0.193	12:13:56.524

Lap	Lap Tm	Diff	Time of Day
(56) Adam Hodgkinson			
1	-:--		12:05:41.086
2	1:04.490	+1.718	12:06:45.576
3	1:04.270	+1.498	12:07:49.846
4	1:03.694	+0.922	12:08:53.540
5	1:03.085	+0.313	12:09:56.625
6	1:03.145	+0.373	12:10:59.770
7	1:03.702	+0.930	12:12:03.472
8	1:02.805	+0.033	12:13:06.277
9	1:02.772	-	12:14:09.049

Lap	Lap Tm	Diff	Time of Day
(177) Andrew Bailey			
1	-:--		12:05:40.808
2	1:04.469	+1.872	12:06:45.277
3	1:04.308	+1.711	12:07:49.585
4	1:04.154	+1.557	12:08:53.739
5	1:03.173	+0.576	12:09:56.912
6	1:02.648	+0.051	12:10:59.560
7	1:02.597	-	12:12:02.157
8	1:03.864	+1.267	12:13:06.021
9	1:03.298	+0.701	12:14:09.319

Lap	Lap Tm	Diff	Time of Day
(108) Robert Fellows			
1	-:--		12:05:40.190
2	1:04.378	+1.747	12:06:44.568
3	1:04.368	+1.737	12:07:48.936
4	1:03.723	+1.092	12:08:52.659
5	1:03.085	+0.454	12:09:55.744
6	1:02.925	+0.294	12:10:58.669
7	1:03.457	+0.826	12:12:02.126
8	1:05.133	+2.502	12:13:07.259

EMRA Club Championships - Round 1

CO-ORDIT Mallory Roadstocks

Mallory Park 1.390 Miles

Race 3

01/03/2009 12:04

Race (10 Laps)

Lap	Lap Tm	Diff	Time of Day
9	<u>1:02.631</u>	-	12:14:09.890
(34) Kevin Harding			
1	-:--		12:05:43.564
2	1:05.480	+2.416	12:06:49.044
3	1:04.053	+0.989	12:07:53.097
4	1:04.105	+1.041	12:08:57.202
5	1:03.942	+0.878	12:10:01.144
6	1:03.894	+0.830	12:11:05.038
7	1:03.421	+0.357	12:12:08.459
8	1:03.064	-	12:13:11.523
9	1:03.325	+0.261	12:14:14.848

(141) Anthony Harrison			
1	-:--		12:05:42.774
2	1:06.164	+2.991	12:06:48.938
3	1:05.138	+1.965	12:07:54.076
4	1:03.344	+0.171	12:08:57.420
5	1:03.173	-	12:10:00.593
6	1:11.057	+7.884	12:11:11.650
7	1:04.391	+1.218	12:12:16.041
8	1:04.436	+1.263	12:13:20.477

(40) Kevin Meredith			
1	-:--		12:05:41.868
2	1:06.269	+0.630	12:06:48.137
3	1:08.569	+2.930	12:07:56.706
4	1:07.381	+1.742	12:09:04.087
5	1:07.648	+2.009	12:10:11.735
6	1:06.313	+0.674	12:11:18.048
7	1:07.887	+2.248	12:12:25.935
8	1:05.639	-	12:13:31.574

(38) Kathryn Granger			
1	-:--		12:05:45.973
2	1:09.612	+0.769	12:06:55.585
3	1:09.298	+0.455	12:08:04.883
4	1:08.843	-	12:09:13.726
5	1:09.726	+0.883	12:10:23.452
6	1:09.697	+0.854	12:11:33.149
7	1:09.573	+0.730	12:12:42.722
8	1:09.569	+0.726	12:13:52.291

(31) Arthur Oliver			
1	-:--		12:05:31.464
2	59.602	+1.534	12:06:31.066
3	58.824	+0.756	12:07:29.890
4	58.355	+0.287	12:08:28.245
5	58.068	-	12:09:26.313
6	58.364	+0.296	12:10:24.677
7	58.666	+0.598	12:11:23.343
8	58.731	+0.663	12:12:22.074
9	58.176	+0.108	12:13:20.250

(8) Jim Hodgkinson			
1	-:--		12:05:33.314
2	1:00.203	+2.727	12:06:33.517
3	58.391	+0.915	12:07:31.908
4	57.532	+0.056	12:08:29.440
5	57.476	-	12:09:26.916
6	58.389	+0.913	12:10:25.305
7	58.728	+1.252	12:11:24.033
8	58.289	+0.813	12:12:22.322
9	58.225	+0.749	12:13:20.547

(32) Dane Oliver			
-------------------------	--	--	--

Lap	Lap Tm	Diff	Time of Day
1	-:--		12:05:35.178
2	1:02.279	+1.025	12:06:37.457
3	1:01.465	+0.211	12:07:38.922
4	1:01.483	+0.229	12:08:40.405
5	1:01.299	+0.045	12:09:41.704
6	1:01.254	-	12:10:42.958

Lap	Lap Tm	Diff	Time of Day
-----	--------	------	-------------

EMRA Club Championships - Round 1

Lapchart


CO-ORDIT Mallory Roadstocks

Mallory Park 1.390 Miles

Race 3

01/03/2009 12:04

Race (10 Laps)



Competitors	Laps										
	1	2	3	4	5	6	7	8	9	10	
Arthur Oliver (31)	1	31	31	31	31	31	31	31	31	31	164
Simon Phillips (164)	2	164	164	164	164	164	164	8	8		
Stuart Parsons (33)	3	33	33	33	8	8	8	8	164	164	
Stephen Jory (14)	4	14	14	8	33	33	33	33	33	33	
Colin Orr (30)	5	30	30	14	14	14	14	30	30	30	
Jim Hodgkinson (8)	6	8	8	30	30	30	30	14	14	14	
Darren Jones (150)	7	150	150	150	150	150	150	150	150	150	
Nicholas Underwood (190)	8	190	190	190	190	190	190	190	190	190	
Dane Oliver (32)	9	32	26	26	26	26	26	26	124	124	
Mark Woodburn (26)	10	26	32	32	32	13	13	13	26	26	
Matthew Lucas (18)	11	18	18	13	13	124	124	124	13	13	
Paul Sawyer (37)	12	37	13	124	124	32	32	123	123	123	
Mark Pennington (13)	13	13	37	18	18	18	18	18	18	18	
Robert Carter (99)	14	99	124	99	99	123	123	99	99	99	
Ian Dowding (64)	15	64	99	37	123	99	99	9	9	64	
Stuart Auckland (124)	16	124	64	123	37	64	9	64	64	9	
Jason Montgomery (9)	17	9	9	64	64	9	64	37	37	37	
Robert Fellows (108)	18	108	123	9	9	37	37	108	177	56	
Andrew Bailey (177)	19	177	108	108	108	108	108	177	56	177	
Stuart McCann (123)	20	123	177	177	56	56	177	56	108	108	
Adam Hodgkinson (56)	21	56	56	56	177	177	56	34	34	34	
Kevin Meredith (40)	22	40	40	34	34	141	34	141	141		
Anthony Harrison (141)	23	141	141	141	141	34	141	40	40		
Kevin Harding (34)	24	34	34	40	40	40	40	38	38		
Kathryn Granger (38)	25	38	38	38	38	38	38				

EMRA Club Championships - Round 1

Sorted on Laps

Buildbase Mallory Trophy

Mallory Park 1.390 Miles

Race 4

01/03/2009 12:23

Race (6 Laps)

Pos	No.	Class	Name	Make	Engine	Laps	Total Tm	Avg. Speed	Diff	Gap	Best Tm	Best Spd	In Lap
1	41	BB	Mark Littler	Laser Kawasaki	1000	6	5:40.186	88.258	-	-	55.537	90.102	4
2	47	BB	Paul Curran	Kawasaki	1000	6	5:40.292	88.230	+0.106	+0.106	55.711	89.821	4
3	118	BB	Pete Bradshaw	Co-Ordit Yamaha F	1000	6	5:44.069	87.262	+3.883	+3.777	56.124	89.160	4
4	28	BB	Philip Brooks	Yamaha R1	998	6	5:45.149	86.989	+4.963	+1.080	56.307	88.870	4
5	55	BB	Leon Jeacock	BMC Yamaha	600	6	5:48.116	86.247	+7.930	+2.967	56.684	88.279	4
6	144	BB	Paul Townley	Suzuki	1000	6	5:50.836	85.578	+10.650	+2.720	57.062	87.694	5
7	157	BB	Rob Wilson	Kawasaki ZX10	1000	6	5:52.033	85.287	+11.847	+1.197	57.300	87.330	4
8	53	BB	Russell Burrows	Suzuki	1000	6	5:54.119	84.785	+13.933	+2.086	57.490	87.041	3
9	126	BB	Dean Young	Yamaha R6	600	6	5:59.150	83.597	+18.964	+5.031	58.298	85.835	5
10	511	BB	Wayne Sutton	Kawasaki	600	6	5:59.898	83.424	+19.712	+0.748	58.440	85.626	6
11	61	BB	Dean Armstrong	Yamaha R6	600	6	6:00.053	83.388	+19.867	+0.155	58.461	85.596	3
12	26	BB	Mark Woodburn	Honda	600	6	6:00.427	83.301	+20.241	+0.374	58.318	85.805	6
13	102	BB	David Hampton	Honda RS	250	6	6:01.719	83.004	+21.533	+1.292	58.329	85.789	6
14	89	BB	Stephen Gillings	Yamaha	600	6	6:02.617	82.798	+22.431	+0.898	57.907	86.414	6
15	69	BB	Paul Bannister	Triumph	675	6	6:04.920	82.276	+24.734	+2.303	59.063	84.723	6
16	84	BB	Phillip Copp	Suzuki L5	1000	6	6:12.006	80.708	+31.820	+7.086	1:00.135	83.213	3
17	11	BB	Gordon Scott	Suzuki	1000	6	6:12.066	80.695	+31.880	+0.060	59.936	83.489	3
18	81	BB	Aaron Brown	Yamaha	600	6	6:12.173	80.672	+31.987	+0.107	59.554	84.025	5
19	166	BB	Matt Green	Kawasaki	1000	6	6:12.654	80.568	+32.468	+0.481	1:00.049	83.332	6
20	124	BB	Stuart Auckland	Suzuki	1000	6	6:13.180	80.454	+32.994	+0.526	59.810	83.665	5
21	59	BB	Andy Carpenter	Honda Fireblade	1000	6	6:14.782	80.111	+34.596	+1.602	1:00.761	82.355	2
22	92	BB	Mark Ross	Triumph	675	6	6:15.469	79.964	+35.283	+0.687	1:00.460	82.765	3
23	46	BB	Andrew Nicholson	Honda CBR	600	6	6:16.621	79.719	+36.435	+1.152	1:00.626	82.539	3
24	62	BB	Barrie Yeend	Yamaha R6	600	6	6:17.909	79.448	+37.723	+1.288	1:00.632	82.531	3
25	149	BB	Stephen Gibson	Yamaha R1	998	6	6:24.931	77.998	+44.745	+7.022	1:00.996	82.038	6
26	54	BB	Fred Burbidge	Yamaha	250	6	6:25.321	77.919	+45.135	+0.390	1:01.217	81.742	4
27	7	BB	Brent Barnes	Yamaha R1	1000	6	6:25.815	77.820	+45.629	+0.494	1:02.128	80.543	5
28	312	BB	Martyn Lewins	Yamaha	1000	6	6:26.338	77.714	+46.152	+0.523	1:01.788	80.987	6
29	52	BB	Martin Townsend	Honda Fireblade	1000	6	6:30.028	76.979	+49.842	+3.690	1:02.311	80.307	6
Not classified													
DNF	6	BB	Gary Arden	Suzuki	600	3	3:00.347	83.240	-	-	57.443	87.112	3
DNF	43	BB	Paul O'Connor	Yamaha R6	600	3	3:20.476	74.882	-	-	1:02.039	80.659	3

Margin of Victory	Avg. Speed	Best Lap Tm	Best Spd	Best Lap by
+0.106	88.258	55.537	90.102	[41] Mark Littler

Printed: 01/03/2009 12:38:17

Licensed to: Saturn Timing Ltd

Chief of Timing & Scoring
WWW.EASTMIDLANDRACING.CO.UK

Orbits 3
www.amb-it.com
www.mylaps.com

EMRA Club Championships - Round 1

Buildbase Mallory Trophy

Mallory Park 1.390 Miles

Race 4

01/03/2009 12:23

Race (6 Laps)

Lap	Lap Tm	Diff	Time of Day
(41) Mark Littler			
1	-:--		12:24:18.393
2	56.480	+0.943	12:25:14.873
3	55.894	+0.357	12:26:10.767
4	55.537	-	12:27:06.304
5	55.987	+0.450	12:28:02.291
6	55.672	+0.135	12:28:57.963

Lap	Lap Tm	Diff	Time of Day
(47) Paul Curran			
1	-:--		12:24:18.395
2	56.272	+0.561	12:25:14.667
3	55.818	+0.107	12:26:10.485
4	55.711	-	12:27:06.196
5	55.938	+0.227	12:28:02.134
6	55.935	+0.224	12:28:58.069

Lap	Lap Tm	Diff	Time of Day
(118) Pete Bradshaw			
1	-:--		12:24:19.028
2	56.342	+0.218	12:25:15.370
3	56.236	+0.112	12:26:11.606
4	56.124	-	12:27:07.730
5	56.745	+0.621	12:28:04.475
6	57.371	+1.247	12:29:01.846

Lap	Lap Tm	Diff	Time of Day
(28) Philip Brooks			
1	-:--		12:24:20.191
2	56.918	+0.611	12:25:17.109
3	56.510	+0.203	12:26:13.619
4	56.307	-	12:27:09.926
5	56.648	+0.341	12:28:06.574
6	56.352	+0.045	12:29:02.926

Lap	Lap Tm	Diff	Time of Day
(55) Leon Jeacock			
1	-:--		12:24:19.466
2	57.185	+0.501	12:25:16.651
3	57.405	+0.721	12:26:14.056
4	56.684	-	12:27:10.740
5	57.353	+0.669	12:28:08.093
6	57.800	+1.116	12:29:05.893

Lap	Lap Tm	Diff	Time of Day
(144) Paul Townley			
1	-:--		12:24:22.053
2	57.742	+0.680	12:25:19.795
3	57.133	+0.071	12:26:16.928
4	57.442	+0.380	12:27:14.370
5	57.062	-	12:28:11.432
6	57.181	+0.119	12:29:08.613

Lap	Lap Tm	Diff	Time of Day
(157) Rob Wilson			
1	-:--		12:24:20.995
2	58.247	+0.947	12:25:19.242
3	57.513	+0.213	12:26:16.755
4	57.300	-	12:27:14.055
5	57.854	+0.554	12:28:11.909
6	57.901	+0.601	12:29:09.810

Lap	Lap Tm	Diff	Time of Day
(53) Russell Burrows			
1	-:--		12:24:21.804
2	58.577	+1.087	12:25:20.381
3	57.490	-	12:26:17.871
4	57.796	+0.306	12:27:15.667
5	57.990	+0.500	12:28:13.657
6	58.239	+0.749	12:29:11.896

Lap	Lap Tm	Diff	Time of Day
(126) Dean Young			
1	-:--		12:24:21.804
2	58.577	+1.087	12:25:20.381
3	57.490	-	12:26:17.871
4	57.796	+0.306	12:27:15.667
5	57.990	+0.500	12:28:13.657
6	58.239	+0.749	12:29:11.896

Lap	Lap Tm	Diff	Time of Day
1	-:--		12:24:23.598
2	58.980	+0.682	12:25:22.578
3	58.523	+0.225	12:26:21.101
4	58.989	+0.691	12:27:20.090
5	58.298	-	12:28:18.388
6	58.539	+0.241	12:29:16.927

Lap	Lap Tm	Diff	Time of Day
(511) Wayne Sutton			
1	-:--		12:24:23.781
2	59.000	+0.560	12:25:22.781
3	58.466	+0.026	12:26:21.247
4	59.139	+0.699	12:27:20.386
5	58.849	+0.409	12:28:19.235
6	58.440	-	12:29:17.675

Lap	Lap Tm	Diff	Time of Day
(61) Dean Armstrong			
1	-:--		12:24:22.936
2	58.758	+0.297	12:25:21.694
3	58.461	-	12:26:20.155
4	59.049	+0.588	12:27:19.204
5	59.565	+1.104	12:28:18.769
6	59.061	+0.600	12:29:17.830

Lap	Lap Tm	Diff	Time of Day
(26) Mark Woodburn			
1	-:--		12:24:24.622
2	58.868	+0.550	12:25:23.490
3	58.467	+0.149	12:26:21.957
4	58.986	+0.668	12:27:20.943
5	58.943	+0.625	12:28:19.886
6	58.318	-	12:29:18.204

Lap	Lap Tm	Diff	Time of Day
(102) David Hampton			
1	-:--		12:24:25.331
2	59.544	+1.215	12:25:24.875
3	59.229	+0.900	12:26:24.104
4	58.524	+0.195	12:27:22.628
5	58.539	+0.210	12:28:21.167
6	58.329	-	12:29:19.496

Lap	Lap Tm	Diff	Time of Day
(89) Stephen Gillings			
1	-:--		12:24:26.136
2	1:00.437	+2.530	12:25:26.573
3	58.922	+1.015	12:26:25.495
4	58.408	+0.501	12:27:23.903
5	58.584	+0.677	12:28:22.487
6	57.907	-	12:29:20.394

Lap	Lap Tm	Diff	Time of Day
(69) Paul Bannister			
1	-:--		12:24:24.872
2	59.602	+0.539	12:25:24.474
3	59.199	+0.136	12:26:23.673
4	1:00.090	+1.027	12:27:23.763
5	59.871	+0.808	12:28:23.634
6	59.063	-	12:29:22.697

Lap	Lap Tm	Diff	Time of Day
(84) Phillip Copp			
1	-:--		12:24:25.733
2	1:00.542	+0.407	12:25:26.275
3	1:00.135	-	12:26:26.410
4	1:01.314	+1.179	12:27:27.724
5	1:01.003	+0.868	12:28:28.727
6	1:01.056	+0.921	12:29:29.783

Lap	Lap Tm	Diff	Time of Day
(11) Gordon Scott			
1	-:--		12:24:28.139
2	1:00.317	+0.381	12:25:28.456

Lap	Lap Tm	Diff	Time of Day
3	59.936	-	12:26:28.392
4	1:00.323	+0.387	12:27:28.715
5	1:00.317	+0.381	12:28:29.032
6	1:00.811	+0.875	12:29:29.843

Lap	Lap Tm	Diff	Time of Day
(81) Aaron Brown			
1	-:--		12:24:28.691
2	1:00.086	+0.532	12:25:28.777
3	1:00.439	+0.885	12:26:29.216
4	1:00.480	+0.926	12:27:29.696
5	59.554	-	12:28:29.250
6	1:00.700	+1.146	12:29:29.950

Lap	Lap Tm	Diff	Time of Day
(166) Matt Green			
1	-:--		12:24:26.270
2	1:01.527	+1.478	12:25:27.797
3	1:00.918	+0.869	12:26:28.715
4	1:00.634	+0.585	12:27:29.349
5	1:01.033	+0.984	12:28:30.382
6	1:00.049	-	12:29:30.431

Lap	Lap Tm	Diff	Time of Day
(124) Stuart Auckland			
1	-:--		12:24:30.697
2	1:00.322	+0.512	12:25:31.019
3	59.824	+0.014	12:26:30.843
4	1:00.081	+0.271	12:27:30.924
5	59.810	-	12:28:30.734
6	1:00.223	+0.413	12:29:30.957

Lap	Lap Tm	Diff	Time of Day
(59) Andy Carpenter			
1	-:--		12:24:27.628
2	1:00.761	-	12:25:28.389
3	1:00.780	+0.019	12:26:29.169
4	1:01.307	+0.546	12:27:30.476
5	1:01.224	+0.463	12:28:31.700
6	1:00.859	+0.098	12:29:32.559

Lap	Lap Tm	Diff	Time of Day
(92) Mark Ross			
1	-:--		12:24:28.465
2	1:01.004	+0.544	12:25:29.469
3	1:00.460	-	12:26:29.929
4	1:01.210	+0.750	12:27:31.139
5	1:01.318	+0.858	12:28:32.457
6	1:00.789	+0.329	12:29:33.246

Lap	Lap Tm	Diff	Time of Day
(46) Andrew Nicholson			
1	-:--		12:24:29.516
2	1:01.229	+0.603	12:25:30.745
3	1:00.626	-	12:26:31.371
4	1:01.005	+0.379	12:27:32.376
5	1:00.676	+0.050	12:28:33.052
6	1:01.346	+0.720	12:29:34.398

Lap	Lap Tm	Diff	Time of Day
(62) Barrie Yeend			
1	-:--		12:24:30.265
2	1:01.311	+0.679	12:25:31.576
3	1:00.632	-	12:26:32.208
4	1:01.139	+0.507	12:27:33.347
5	1:00.967	+0.335	12:28:34.314
6	1:01.372	+0.740	12:29:35.686

Lap	Lap Tm	Diff	Time of Day
(149) Stephen Gibson			
1	-:--		12:24:34.531
2	1:02.202	+1.206	12:25:36.733
3	1:01.599	+0.603	12:26:38.332
4	1:01.677	+0.681	12:27:40.009

EMRA Club Championships - Round 1

Buildbase Mallory Trophy

Mallory Park 1.390 Miles

Race 4

01/03/2009 12:23

Race (6 Laps)

Lap	Lap Tm	Diff	Time of Day
5	1:01.703	+0.707	12:28:41.712
6	1:00.996	-	12:29:42.708

(54) Fred Burbidge

1	-:---		12:24:33.488
2	1:03.652	+2.435	12:25:37.140
3	1:02.222	+1.005	12:26:39.362
4	1:01.217	-	12:27:40.579
5	1:01.275	+0.058	12:28:41.854
6	1:01.244	+0.027	12:29:43.098

(7) Brent Barnes

1	-:---		12:24:31.773
2	1:02.511	+0.383	12:25:34.284
3	1:02.173	+0.045	12:26:36.457
4	1:02.379	+0.251	12:27:38.836
5	1:02.128	-	12:28:40.964
6	1:02.628	+0.500	12:29:43.592

(312) Martyn Lewins

1	-:---		12:24:31.346
2	1:02.383	+0.595	12:25:33.729
3	1:02.845	+1.057	12:26:36.574
4	1:02.858	+1.070	12:27:39.432
5	1:02.895	+1.107	12:28:42.327
6	1:01.788	-	12:29:44.115

(52) Martin Townsend

1	-:---		12:24:32.606
2	1:03.243	+0.932	12:25:35.849
3	1:03.176	+0.865	12:26:39.025
4	1:03.830	+1.519	12:27:42.855
5	1:02.639	+0.328	12:28:45.494
6	1:02.311	-	12:29:47.805

(6) Gary Arden

1	-:---		12:24:21.970
2	58.711	+1.268	12:25:20.681
3	57.443	-	12:26:18.124

(43) Paul O'Connor

1	-:---		12:24:33.115
2	1:03.099	+1.060	12:25:36.214
3	1:02.039	-	12:26:38.253

Lap	Lap Tm	Diff	Time of Day
-----	--------	------	-------------

Lap Lap Tm Diff Time of Day

Buildbase Mallory Trophy

Mallory Park 1.390 Miles

Race 4

01/03/2009 12:23

Race (6 Laps)

Competitors	Laps					
	1	2	3	4	5	6
Mark Littler (41)	1	41	47	47	47	41
Paul Curran (47)	2	47	41	41	41	47
Pete Bradshaw (118)	3	118	118	118	118	118
Leon Jeacock (55)	4	55	55	28	28	28
Philip Brooks (28)	5	28	28	55	55	55
Rob Wilson (157)	6	157	157	157	144	144
Russell Burrows (53)	7	53	144	144	144	157
Gary Arden (6)	8	6	53	53	53	53
Paul Townley (144)	9	144	6	6	61	126
Dean Armstrong (61)	10	61	61	61	126	511
Dean Young (126)	11	126	126	126	511	511
Wayne Sutton (511)	12	511	511	511	26	26
Mark Woodburn (26)	13	26	26	26	102	102
Paul Bannister (69)	14	69	69	69	69	89
David Hampton (102)	15	102	102	102	89	69
Phillip Copp (84)	16	84	84	89	84	84
Stephen Gillings (89)	17	89	89	84	11	11
Matt Green (166)	18	166	166	11	166	81
Andy Carpenter (59)	19	59	59	166	81	166
Gordon Scott (11)	20	11	11	59	59	124
Mark Ross (92)	21	92	81	81	124	59
Aaron Brown (81)	22	81	92	92	92	92
Andrew Nicholson (46)	23	46	46	124	46	46
Barrie Yeend (62)	24	62	124	46	62	62
Stuart Auckland (124)	25	124	62	62	7	149
Martyn Lewins (312)	26	312	312	7	312	149
Brent Barnes (7)	27	7	7	312	149	54
Martin Townsend (52)	28	52	52	43	54	312
Paul O'Connor (43)	29	43	43	149	52	52
Fred Burbidge (54)	30	54	149	52		
Stephen Gibson (149)	31	149	54	54		

EMRA Club Championships - Round 1

Sorted on Laps

Sidecars

Mallory Park 1.390 Miles

Race 5

01/03/2009 12:36

Race (10 Laps)

Pos	No.	Class	Name	Make	Engine	Laps	Total Tm	Avg. Speed	Diff	Gap	Best Tm	Best Spd	In Lap
1	48	F11	Dongworth /Partridge	Ireson	600	10	9:31.883	87.500	-	-	55.542	90.094	2
2	56	F11	Currie /Biggs	LCR Yamaha	600	10	9:45.043	85.532	+13.160	+13.160	57.393	87.188	5
3	53	F11	Kimberley /Stone	Suzuki	600	10	9:46.925	85.258	+15.042	+1.882	57.274	87.369	2
4	10	F11	Lindley /Sayers	Bellas Yamaha	600	10	9:50.150	84.792	+18.267	+3.225	58.097	86.132	7
5	32	F11	Cookson/Cookson	Honda	600	10	10:10.888	81.914	+39.005	+20.738	59.427	84.204	3
6	27	F11	Banks /Brogan	Baker	600	10	10:25.717	79.972	+53.834	+14.829	1:01.432	81.456	3
7	34	F11	Hadcock /Hibberd	Shellbourne	600	10	10:29.852	79.447	+57.969	+4.135	1:01.663	81.151	4
8	64	F11	King / Moore	Ireson Honda	600	9	9:34.670	78.368	1 Lap	1 Lap	1:02.188	80.466	3
9	28	F11	Roberts /Roberts	Kawasaki	600	9	9:44.329	77.073	+9.659	+9.659	1:03.098	79.305	2
10	81	F11	Daykin /Daykin	Windle Yamaha	600	9	9:55.757	75.595	+21.087	+11.428	1:03.444	78.873	7
11	14	F1	Millington /Salmon	LCR	998	9	10:14.677	73.268	+40.007	+18.920	1:04.872	77.137	3
12	15	F11	Susans /Susans			9	10:20.497	72.581	+45.827	+5.820	1:07.527	74.104	5

Not classified

DNF	23	F11	Smith/Starbuck	Shellbourne Honda	600	8	7:50.568	85.072	-	-	57.903	86.420	5
DNF	8	F11	Ilaria/Shaw	Kawasaki Baker	600	6	6:51.098	73.034	-	-	1:05.899	75.934	4
DNF	17	F1	James / Jordon	LCR Suzuki	1000	5	5:10.074	80.690	-	-	1:00.239	83.069	3
DNF	1	F1	Bird /Roberts	Kepston Kawasaki	1000	1	1:04.849	77.164	-	-	----	-	1

Margin of Victory	Avg. Speed	Best Lap Tm	Best Spd	Best Lap by
+13.160	87.500	55.542	90.094	[48] Dongworth /Partridge

Printed: 01/03/2009 12:49:00

Licensed to: Saturn Timing Ltd

Chief of Timing & Scoring
WWW.EASTMIDLANDRACING.CO.UK

Orbits 3
www.amb-it.com
www.mylaps.com

EMRA Club Championships - Round 1

Sidecars

Mallory Park 1.390 Miles

Race 5

01/03/2009 12:36

Race (10 Laps)

Lap	Lap Tm	Diff	Time of Day
(48) Dongworth /Partridge			
1	-:--	-	12:37:47.111
2	55.542	-	12:38:42.653
3	55.801	+0.259	12:39:38.454
4	56.076	+0.534	12:40:34.530
5	56.272	+0.730	12:41:30.802
6	57.552	+2.010	12:42:28.354
7	56.517	+0.975	12:43:24.871
8	56.829	+1.287	12:44:21.700
9	57.959	+2.417	12:45:19.659
10	58.641	+3.099	12:46:18.300

(56) Currie /Biggs			
1	-:--	-	12:37:48.851
2	57.936	+0.543	12:38:46.787
3	57.877	+0.484	12:39:44.664
4	57.708	+0.315	12:40:42.372
5	57.393	-	12:41:39.765
6	57.955	+0.562	12:42:37.720
7	59.531	+2.138	12:43:37.251
8	58.465	+1.072	12:44:35.716
9	57.867	+0.474	12:45:33.583
10	57.877	+0.484	12:46:31.460

(53) Kimberley /Stone			
1	-:--	-	12:37:47.883
2	57.274	-	12:38:45.157
3	57.536	+0.262	12:39:42.693
4	57.812	+0.538	12:40:40.505
5	58.403	+1.129	12:41:38.908
6	57.999	+0.725	12:42:36.907
7	1:00.144	+2.870	12:43:37.051
8	58.566	+1.292	12:44:35.617
9	59.128	+1.854	12:45:34.745
10	58.597	+1.323	12:46:33.342

(10) Lindley /Sayers			
1	-:--	-	12:37:50.274
2	58.214	+0.117	12:38:48.488
3	58.618	+0.521	12:39:47.106
4	58.427	+0.330	12:40:45.533
5	58.172	+0.075	12:41:43.705
6	58.410	+0.313	12:42:42.115
7	58.097	-	12:43:40.212
8	58.542	+0.445	12:44:38.754
9	58.199	+0.102	12:45:36.953
10	59.614	+1.517	12:46:36.567

(32) Cookson/Cookson			
1	-:--	-	12:37:52.336
2	1:00.360	+0.933	12:38:52.696
3	59.427	-	12:39:52.123
4	1:00.044	+0.617	12:40:52.167
5	1:00.477	+1.050	12:41:52.644
6	1:00.770	+1.343	12:42:53.414
7	1:00.493	+1.066	12:43:53.907
8	1:00.762	+1.335	12:44:54.669
9	1:00.784	+1.357	12:45:55.453
10	1:01.852	+2.425	12:46:57.305

(27) Banks /Brogan			
1	-:--	-	12:37:55.330
2	1:01.942	+0.510	12:38:57.272
3	1:01.432	-	12:39:58.704
4	1:01.920	+0.488	12:41:00.624

5	1:02.252	+0.820	12:42:02.876
6	1:02.405	+0.973	12:43:05.281
7	1:01.662	+0.230	12:44:06.943
8	1:01.458	+0.026	12:45:08.401
9	1:01.663	+0.231	12:46:10.064
10	1:02.070	+0.638	12:47:12.134

(34) Hadcock /Hibberd			
1	-:--	-	12:37:55.340
2	1:02.739	+1.076	12:38:58.079
3	1:02.172	+0.509	12:40:00.251
4	1:01.663	-	12:41:01.914
5	1:01.968	+0.305	12:42:03.882
6	1:02.148	+0.485	12:43:06.030
7	1:01.958	+0.295	12:44:07.988
8	1:02.056	+0.393	12:45:10.044
9	1:02.432	+0.769	12:46:12.476
10	1:03.793	+2.130	12:47:16.269

(64) King / Moore			
1	-:--	-	12:37:56.356
2	1:02.374	+0.186	12:38:58.730
3	1:02.188	-	12:40:00.918
4	1:04.293	+2.105	12:41:05.211
5	1:03.608	+1.420	12:42:08.819
6	1:03.103	+0.915	12:43:11.922
7	1:02.593	+0.405	12:44:14.515
8	1:03.371	+1.183	12:45:17.886
9	1:03.201	+1.013	12:46:21.087

(28) Roberts /Roberts			
1	-:--	-	12:37:57.447
2	1:03.098	-	12:39:00.545
3	1:05.167	+2.069	12:40:05.712
4	1:03.791	+0.693	12:41:09.503
5	1:04.114	+1.016	12:42:13.617
6	1:04.244	+1.146	12:43:17.861
7	1:04.275	+1.177	12:44:22.136
8	1:04.269	+1.171	12:45:26.405
9	1:04.341	+1.243	12:46:30.746

(81) Daykin /Daykin			
1	-:--	-	12:38:07.333
2	1:05.311	+1.867	12:39:12.644
3	1:03.772	+0.328	12:40:16.416
4	1:04.390	+0.946	12:41:20.806
5	1:04.135	+0.691	12:42:24.941
6	1:04.390	+0.946	12:43:29.331
7	1:03.444	-	12:44:32.775
8	1:04.163	+0.719	12:45:36.938
9	1:05.236	+1.792	12:46:42.174

(14) Millington /Salmon			
1	-:--	-	12:38:03.004
2	1:07.427	+2.555	12:39:10.431
3	1:04.872	-	12:40:15.303
4	1:05.310	+0.438	12:41:20.613
5	1:08.482	+3.610	12:42:29.095
6	1:07.229	+2.357	12:43:36.324
7	1:07.518	+2.646	12:44:43.842
8	1:10.375	+5.503	12:45:54.217
9	1:06.877	+2.005	12:47:01.094

(15) Susans /Susans			
1	-:--	-	12:38:02.270
2	1:08.141	+0.614	12:39:10.411

3	1:07.980	+0.453	12:40:18.391
4	1:07.945	+0.418	12:41:26.336
5	1:07.527	-	12:42:33.863
6	1:08.833	+1.306	12:43:42.696
7	1:08.607	+1.080	12:44:51.303
8	1:07.803	+0.276	12:45:59.106
9	1:07.808	+0.281	12:47:06.914

(23) Smith/Starbuck			
1	-:--	-	12:37:49.911
2	58.057	+0.154	12:38:47.968
3	58.423	+0.520	12:39:46.391
4	58.102	+0.199	12:40:44.493
5	57.903	-	12:41:42.396
6	58.153	+0.250	12:42:40.549
7	58.005	+0.102	12:43:38.554
8	58.431	+0.528	12:44:36.985

(8) Ilaria/Shaw			
1	-:--	-	12:38:03.931
2	1:07.299	+1.400	12:39:11.230
3	1:07.512	+1.613	12:40:18.742
4	1:05.899	-	12:41:24.641
5	1:06.261	+0.362	12:42:30.902
6	1:06.613	+0.714	12:43:37.515

(17) James / Jordan			
1	-:--	-	12:37:53.456
2	1:01.012	+0.773	12:38:54.468
3	1:00.239	-	12:39:54.707
4	1:01.203	+0.964	12:40:55.910
5	1:00.581	+0.342	12:41:56.491

(1) Bird /Roberts			
1	-:--	-	12:37:51.266


Sidecars

Mallory Park 1.390 Miles

Race 5

01/03/2009 12:36

Race (10 Laps)



Competitors	Laps										
	1	2	3	4	5	6	7	8	9	10	
Dongworth /Partridge (48)	1	48	48	48	48	48	48	48	48	48	48
Kimberley /Stone (53)	2	53	53	53	53	53	53	53	53	56	56
Currie /Biggs (56)	3	56	56	56	56	56	56	56	56	53	53
Smith/Starbuck (23)	4	23	23	23	23	23	23	23	23	10	10
Lindley /Sayers (10)	5	10	10	10	10	10	10	10	10	32	32
Bird /Roberts (1)	6	1	32	32	32	32	32	32	32	27	27
Cookson/Cookson (32)	7	32	17	17	17	17	27	27	27	34	34
James / Jordon (17)	8	17	27	27	27	27	34	34	34	64	
Banks /Brogan (27)	9	27	34	34	34	34	64	64	64	28	
Hadcock /Hibberd (34)	10	34	64	64	64	64	28	28	28	81	
King / Moore (64)	11	64	28	28	28	28	81	81	81	14	
Roberts /Roberts (28)	12	28	15	14	14	81	14	14	14	15	
Susans /Susans (15)	13	15	14	81	81	14	8	15	15		
Millington /Salmon (14)	14	14	8	15	8	8	15				
Ilaria/Shaw (8)	15	8	81	8	15	15					
Daykin /Daykin (81)	16	81									

EMRA Club Championships - Round 1

Sorted on Laps

175-1300cc Machines

Mallory Park 1.390 Miles

Race 6

01/03/2009 12:53

Race (10 Laps)

Pos	No.	Class	Name	Make	Engine	Laps	Total Tm	Avg. Speed	Diff	Gap	Best Tm	Best Spd	In Lap
1	47	1300	Paul Curran	Kawasaki	1000	5	4:45.794	87.546	-	-	54.842	91.244	5
2	41	1300	Mark Littler	Laser Kawasaki	1000	5	4:46.419	87.355	+0.625	+0.625	55.844	89.607	5
3	28	1300	Philip Brooks	Yamaha R1	998	5	4:49.620	86.389	+3.826	+3.201	56.711	88.237	5
4	53	1300	Russell Burrrows	Suzuki	1000	5	4:52.433	85.558	+6.639	+2.813	57.123	87.600	4
5	61	1300	Dean Armstrong	Yamaha R6	600	5	4:54.942	84.830	+9.148	+2.509	57.627	86.834	5
6	81	1300	Aaron Brown	Yamaha	600	5	4:55.412	84.695	+9.618	+0.470	57.380	87.208	2
7	68	1300	Andrew Townley	Suzuki GSXR	1000	5	4:59.378	83.573	+13.584	+3.966	58.143	86.064	3
8	31	1300	Arthur Oliver	Revolution Suzuki	750	5	5:02.204	82.792	+16.410	+2.826	58.861	85.014	4
9	69	1300	Paul Bannister	Triumph	675	5	5:02.830	82.621	+17.036	+0.626	59.042	84.753	3
10	11	1300	Gordon Scott	Suzuki	1000	5	5:08.025	81.227	+22.231	+5.195	59.931	83.496	5
11	59	1300	Andy Carpenter	Honda Fireblade	1000	5	5:10.315	80.628	+24.521	+2.290	59.760	83.735	4
12	84	1300	Phillip Copp	Suzuki L5	1000	5	5:11.140	80.414	+25.346	+0.825	59.801	83.678	5
13	23	1300	Marcus Langford	Triumph	675	5	5:11.626	80.289	+25.832	+0.486	1:00.063	83.313	5
14	67	1300	Jason Brewster	Suzuki GSXR	750	5	5:12.793	79.989	+26.999	+1.167	1:00.461	82.764	2
15	13	1300	Mark Pennington	Suzuki GSXR	600	5	5:13.121	79.905	+27.327	+0.328	1:00.501	82.709	2
16	92	1300	Mark Ross	Triumph	675	5	5:13.210	79.883	+27.416	+0.089	59.840	83.623	2
17	62	1300	Barrie Yeend	Yamaha R6	600	5	5:13.599	79.783	+27.805	+0.389	1:00.259	83.042	3
18	101	1300	Jon Leech	Kawasaki	1000	5	5:14.030	79.674	+28.236	+0.431	1:00.171	83.163	3
19	46	1300	Andrew Nicholson	Honda CBR	600	5	5:14.792	79.481	+28.998	+0.762	59.906	83.531	3
20	52	1300	Martin Townsend	Honda Fireblade	1000	4	4:19.626	77.096	1 Lap	1 Lap	1:01.223	81.734	4
21	9	1300	Jason Montgomery	Suzuki	1000	4	4:19.991	76.987	+0.365	+0.365	1:01.827	80.936	3
22	7	1300	Brent Barnes	Yamaha R1	1000	4	4:20.908	76.717	+1.282	+0.917	1:01.354	81.559	4
23	90	1300	Mark Wood	Yamaha R6	600	4	4:22.269	76.319	+2.643	+1.361	1:01.740	81.050	4
24	73	1300	Stephen Taylor	Honda CBR	600	4	4:22.501	76.251	+2.875	+0.232	1:02.130	80.541	4
25	34	1300	Kevin Harding	Suzuki	750	4	4:28.299	74.603	+8.673	+5.798	1:02.623	79.907	4

Not classified

DNF	79	1300	Daniel Moss	R & D GSXR	600	4	4:15.876	78.225	-	-	1:01.000	82.033	4
DNF	54	1300	Fred Burbidge	Yamaha	250	4	4:17.142	77.840	-	-	59.535	84.051	4
DNF	189	1300	Anthony Delaney	Yamaha	600	2	2:19.197	71.898	-	-	1:04.073	78.098	2

Announcements

Red Flag @12:59

Margin of Victory	Avg. Speed	Best Lap Tm	Best Spd	Best Lap by
+0.625	87.546	54.842	91.244	[47] Paul Curran

Printed: 01/03/2009 13:02:04

Licensed to: Saturn Timing Ltd

Chief of Timing & Scoring
WWW.EASTMIDLANDRACING.CO.UK

Orbits 3
www.amb-it.com
www.mylaps.com

EMRA Club Championships - Round 1

175-1300cc Machines

Mallory Park 1.390 Miles

Race 6

01/03/2009 12:53

Race (10 Laps)

Lap	Lap Tm	Diff	Time of Day
(47) Paul Curran			
1	-:--		12:54:48.310
2	55.974	+1.132	12:55:44.284
3	56.014	+1.172	12:56:40.298
4	55.839	+0.997	12:57:36.137
5	54.842	-	12:58:30.979
(41) Mark Littler			
1	-:--		12:54:45.717
2	57.059	+1.215	12:55:42.776
3	56.547	+0.703	12:56:39.323
4	56.437	+0.593	12:57:35.760
5	55.844	-	12:58:31.604
(28) Philip Brooks			
1	-:--		12:54:47.371
2	56.748	+0.037	12:55:44.119
3	57.052	+0.341	12:56:41.171
4	56.923	+0.212	12:57:38.094
5	56.711	-	12:58:34.805
(53) Russell Burrows			
1	-:--		12:54:48.272
2	57.737	+0.614	12:55:46.009
3	57.315	+0.192	12:56:43.324
4	57.123	-	12:57:40.447
5	57.171	+0.048	12:58:37.618
(61) Dean Armstrong			
1	-:--		12:54:49.058
2	57.851	+0.224	12:55:46.909
3	57.737	+0.110	12:56:44.646
4	57.854	+0.227	12:57:42.500
5	57.627	-	12:58:40.127
(81) Aaron Brown			
1	-:--		12:54:50.501
2	57.380	-	12:55:47.881
3	57.601	+0.221	12:56:45.482
4	57.645	+0.265	12:57:43.127
5	57.470	+0.090	12:58:40.597
(68) Andrew Townley			
1	-:--		12:54:50.702
2	58.852	+0.709	12:55:49.554
3	58.143	-	12:56:47.697
4	58.680	+0.537	12:57:46.377
5	58.186	+0.043	12:58:44.563
(31) Arthur Oliver			
1	-:--		12:54:50.450
2	59.876	+1.015	12:55:50.326
3	59.074	+0.213	12:56:49.400
4	58.861	-	12:57:48.261
5	59.128	+0.267	12:58:47.389
(69) Paul Bannister			
1	-:--		12:54:51.462
2	59.313	+0.271	12:55:50.775
3	59.042	-	12:56:49.817
4	59.055	+0.013	12:57:48.872
5	59.143	+0.101	12:58:48.015
(11) Gordon Scott			
1	-:--		12:54:52.865

Lap	Lap Tm	Diff	Time of Day
2	59.982	+0.051	12:55:52.847
3	59.994	+0.063	12:56:52.841
4	1:00.438	+0.507	12:57:53.279
5	59.931	-	12:58:53.210
(59) Andy Carpenter			
1	-:--		12:54:53.685
2	1:00.268	+0.508	12:55:53.953
3	1:01.406	+1.646	12:56:55.359
4	59.760	-	12:57:55.119
5	1:00.381	+0.621	12:58:55.500
(84) Phillip Copp			
1	-:--		12:54:52.537
2	1:00.264	+0.463	12:55:52.801
3	1:02.660	+2.859	12:56:55.461
4	1:01.063	+1.262	12:57:56.524
5	59.801	-	12:58:56.325
(23) Marcus Langford			
1	-:--		12:54:53.834
2	1:00.312	+0.249	12:55:54.146
3	1:00.475	+0.412	12:56:54.621
4	1:02.127	+2.064	12:57:56.748
5	1:00.063	-	12:58:56.811
(67) Jason Brewster			
1	-:--		12:54:53.075
2	1:00.461	-	12:55:53.536
3	1:01.017	+0.556	12:56:54.553
4	1:01.929	+1.468	12:57:56.482
5	1:01.496	+1.035	12:58:57.978
(13) Mark Pennington			
1	-:--		12:54:54.202
2	1:00.501	-	12:55:54.703
3	1:01.377	+0.876	12:56:56.080
4	1:00.985	+0.484	12:57:57.065
5	1:01.241	+0.740	12:58:58.306
(92) Mark Ross			
1	-:--		12:54:55.016
2	59.840	-	12:55:54.856
3	1:01.397	+1.557	12:56:56.253
4	1:00.859	+1.019	12:57:57.112
5	1:01.283	+1.443	12:58:58.395
(62) Barrie Yeend			
1	-:--		12:54:55.127
2	1:01.581	+1.322	12:55:56.708
3	1:00.259	-	12:56:56.967
4	1:00.372	+0.113	12:57:57.339
5	1:01.445	+1.186	12:58:58.784
(101) Jon Leech			
1	-:--		12:54:56.162
2	1:00.192	+0.021	12:55:56.354
3	1:00.171	-	12:56:56.525
4	1:01.337	+1.166	12:57:57.862
5	1:01.353	+1.182	12:58:59.215
(46) Andrew Nicholson			
1	-:--		12:54:57.804
2	1:00.602	+0.696	12:55:58.406
3	59.906	-	12:56:58.312
4	1:01.169	+1.263	12:57:59.481

Lap	Lap Tm	Diff	Time of Day
5	1:00.496	+0.590	12:58:59.977
(52) Martin Townsend			
1	-:--		12:54:58.873
2	1:02.742	+1.519	12:56:01.615
3	1:01.973	+0.750	12:57:03.588
4	1:01.223	-	12:58:04.811
(9) Jason Montgomery			
1	-:--		12:54:58.520
2	1:02.739	+0.912	12:56:01.259
3	1:01.827	-	12:57:03.086
4	1:02.090	+0.263	12:58:05.176
(7) Brent Barnes			
1	-:--		12:54:59.196
2	1:03.089	+1.735	12:56:02.285
3	1:02.454	+1.100	12:57:04.739
4	1:01.354	-	12:58:06.093
(90) Mark Wood			
1	-:--		12:55:00.109
2	1:03.413	+1.673	12:56:03.522
3	1:02.192	+0.452	12:57:05.714
4	1:01.740	-	12:58:07.454
(73) Stephen Taylor			
1	-:--		12:54:57.795
2	1:03.102	+0.972	12:56:00.897
3	1:04.659	+2.529	12:57:05.556
4	1:02.130	-	12:58:07.686
(34) Kevin Harding			
1	-:--		12:55:01.272
2	1:04.071	+1.448	12:56:05.343
3	1:05.518	+2.895	12:57:10.861
4	1:02.623	-	12:58:13.484
(79) Daniel Moss			
1	-:--		12:54:56.641
2	1:02.204	+1.204	12:55:58.845
3	1:01.216	+0.216	12:57:00.061
4	1:01.000	-	12:58:01.061
(54) Fred Burbidge			
1	-:--		12:55:00.713
2	1:01.754	+2.219	12:56:02.467
3	1:00.325	+0.790	12:57:02.792
4	59.535	-	12:58:02.327
(189) Anthony Delaney			
1	-:--		12:55:00.309
2	1:04.073	-	12:56:04.382

EMRA Club Championships - Round 1

Lapchart


175-1300cc Machines

Mallory Park 1.390 Miles

Race 6

01/03/2009 12:53

Race (10 Laps)



Competitors	Laps				
	1	2	3	4	5
Mark Littler (41)	1	41	41	41	47
Philip Brooks (28)	2	28	28	47	41
Russell Burrows (53)	3	53	47	28	28
Paul Curran (47)	4	47	53	53	53
Dean Armstrong (61)	5	61	61	61	61
Arthur Oliver (31)	6	31	81	81	81
Aaron Brown (81)	7	81	68	68	68
Andrew Townley (68)	8	68	31	31	31
Paul Bannister (69)	9	69	69	69	69
Phillip Copp (84)	10	84	84	11	11
Gordon Scott (11)	11	11	11	67	59
Jason Brewster (67)	12	67	67	23	67
Andy Carpenter (59)	13	59	59	59	84
Marcus Langford (23)	14	23	23	84	23
Mark Pennington (13)	15	13	13	13	13
Mark Ross (92)	16	92	92	92	92
Barrie Yeend (62)	17	62	101	101	62
Jon Leech (101)	18	101	62	62	101
Daniel Moss (79)	19	79	46	46	46
Stephen Taylor (73)	20	73	79	79	79
Andrew Nicholson (46)	21	46	73	54	54
Jason Montgomery (9)	22	9	9	9	52
Martin Townsend (52)	23	52	52	52	9
Brent Barnes (7)	24	7	7	7	7
Mark Wood (90)	25	90	54	73	90
Anthony Delaney (189)	26	189	90	90	73
Fred Burbidge (54)	27	54	189	34	34
Kevin Harding (34)	28	34	34		

EMRA Club Championships - Round 1

Sorted on Laps

Reve Racing SS 600 inc CO-Ordit Relay

Mallory Park 1.390 Miles

Race 7 rerestart

01/03/2009 14:17

Race (4 Laps)

Pos	No.	Class	Name	Make	Engine	Laps	Total Tm	Avg. Speed	Diff	Gap	Best Tm	Best Spd	In Lap
1	94	SS6	Steve Tomes	Hornsey Steels Hoi	600	4	3:48.049	87.771	-	-	55.685	89.863	3
2	55	SS6	Leon Jeacock	BMC Yamaha	600	4	3:49.239	87.315	+1.190	+1.190	55.902	89.514	2
3	16	SS6	Dean Brown	Kawasaki	600	4	3:52.401	86.127	+4.352	+3.162	56.628	88.366	2
4	167	SS6	Richard Wardle	Kawasaki	600	4	3:53.211	85.828	+5.162	+0.810	56.174	89.080	3
5	89	SS6	Stephen Gillings	Yamaha	600	4	3:54.560	85.334	+6.511	+1.349	56.842	88.033	4
6	29	SS6	Rob Moon	Yamaha	600	4	3:56.514	84.629	+8.465	+1.954	57.664	86.779	4
7	33	SS6	Stuart Parsons	Yamaha R6	600	4	3:58.665	83.867	+10.616	+2.151	57.957	86.340	3
8	30	SS6	Colin Orr	Kawasaki	599	4	4:02.362	82.587	+14.313	+3.697	59.097	84.674	4
9	23	SS6	Marcus Langford	Triumph	675	4	4:02.658	82.486	+14.609	+0.296	58.769	85.147	4
10	126	SS6	Dean Young	Yamaha R6	600	4	4:04.117	81.993	+16.068	+1.459	59.244	84.464	2
11	70	SS6	Andrew Holland	Midland VW Yamal	600	4	4:08.469	80.557	+20.420	+4.352	1:00.548	82.645	3
12	13	SS6	Mark Pennington	Suzuki GSXR	600	4	4:13.333	79.011	+25.284	+4.864	1:00.112	83.245	3
13	72	SS6	Ryan Oliver	Revolution Suzuki	600	4	4:13.497	78.960	+25.448	+0.164	1:00.907	82.158	4
14	123	SS6	Stuart McCann	Triumph	675	4	4:14.519	78.642	+26.470	+1.022	59.968	83.445	4
15	99	SS6	Robert Carter	Suzuki	600	4	4:17.600	77.702	+29.551	+3.081	1:02.927	79.521	4
16	18	SS6	Matthew Lucas	Gixer Junkies GSXI	600	4	4:22.043	76.384	+33.994	+4.443	1:03.100	79.303	4
17	64	SS6	Ian Dowding	GSXR	600	4	4:22.949	76.121	+34.900	+0.906	1:03.447	78.869	4
18	189	SS6	Anthony Delaney	Yamaha	600	4	4:24.092	75.792	+36.043	+1.143	1:03.043	79.374	4
19	82	SS6	Gary Anslow	Yamaha R6	600	4	4:24.758	75.601	+36.709	+0.666	1:02.282	80.344	3
20	78	SS6	Phillip Malone	Suzuki	600	4	4:26.736	75.040	+38.687	+1.978	1:04.264	77.866	3
21	331	SS6	Mark Buditt	Suzuki GSXR	600	4	4:30.090	74.109	+42.041	+3.354	1:04.710	77.330	4
22	15	SS6	Brent Millage	Suzuki K6	600	4	4:30.934	73.878	+42.885	+0.844	1:04.967	77.024	2

Margin of Victory	Avg. Speed	Best Lap Tm	Best Spd	Best Lap by
+1.190	87.771	55.685	89.863	[94] Steve Tomes

Printed: 01/03/2009 14:27:05

Licensed to: Saturn Timing Ltd

Chief of Timing & Scoring
WWW.EASTMIDLANDRACING.CO.UK

Orbits 3
www.amb-it.com
www.mylaps.com

EMRA Club Championships - Round 1

Reve Racing SS 600 inc CO-Ordit Relay

Mallory Park 1.390 Miles

Race 7 restart

01/03/2009 14:17

Race (4 Laps)

Lap	Lap Tm	Diff	Time of Day
(94) Steve Tomes			
1	-:--		14:18:45.212
2	56.051	+0.366	14:19:41.263
3	55.685	-	14:20:36.948
4	55.987	+0.302	14:21:32.935

Lap	Lap Tm	Diff	Time of Day
(55) Leon Jeacock			
1	-:--		14:18:46.292
2	55.902	-	14:19:42.194
3	55.907	+0.005	14:20:38.101
4	56.024	+0.122	14:21:34.125

Lap	Lap Tm	Diff	Time of Day
(16) Dean Brown			
1	-:--		14:18:46.516
2	56.628	-	14:19:43.144
3	57.163	+0.535	14:20:40.307
4	56.980	+0.352	14:21:37.287

Lap	Lap Tm	Diff	Time of Day
(167) Richard Wardle			
1	-:--		14:18:47.700
2	57.922	+1.748	14:19:45.622
3	56.174	-	14:20:41.796
4	56.301	+0.127	14:21:38.097

Lap	Lap Tm	Diff	Time of Day
(89) Stephen Gillings			
1	-:--		14:18:48.198
2	57.099	+0.257	14:19:45.297
3	57.307	+0.465	14:20:42.604
4	56.842	-	14:21:39.446

Lap	Lap Tm	Diff	Time of Day
(29) Rob Moon			
1	-:--		14:18:47.419
2	58.607	+0.943	14:19:46.026
3	57.710	+0.046	14:20:43.736
4	57.664	-	14:21:41.400

Lap	Lap Tm	Diff	Time of Day
(33) Stuart Parsons			
1	-:--		14:18:48.829
2	58.148	+0.191	14:19:46.977
3	57.957	-	14:20:44.934
4	58.617	+0.660	14:21:43.551

Lap	Lap Tm	Diff	Time of Day
(30) Colin Orr			
1	-:--		14:18:49.763
2	59.102	+0.005	14:19:48.865
3	59.286	+0.189	14:20:48.151
4	59.097	-	14:21:47.248

Lap	Lap Tm	Diff	Time of Day
(23) Marcus Langford			
1	-:--		14:18:51.090
2	58.779	+0.010	14:19:49.869
3	58.906	+0.137	14:20:48.775
4	58.769	-	14:21:47.544

Lap	Lap Tm	Diff	Time of Day
(126) Dean Young			
1	-:--		14:18:50.529
2	59.244	-	14:19:49.773
3	59.745	+0.501	14:20:49.518
4	59.485	+0.241	14:21:49.003

Lap	Lap Tm	Diff	Time of Day
(70) Andrew Holland			
1	-:--		14:18:50.845
2	1:00.950	+0.402	14:19:51.795
3	1:00.548	-	14:20:52.343
4	1:01.012	+0.464	14:21:53.355

Lap	Lap Tm	Diff	Time of Day
(13) Mark Pennington			
1	-:--		14:18:56.725
2	1:00.901	+0.789	14:19:57.626
3	1:00.112	-	14:20:57.738
4	1:00.481	+0.369	14:21:58.219

Lap	Lap Tm	Diff	Time of Day
(72) Ryan Oliver			
1	-:--		14:18:54.214
2	1:01.735	+0.828	14:19:55.949
3	1:01.527	+0.620	14:20:57.476
4	1:00.907	-	14:21:58.383

Lap	Lap Tm	Diff	Time of Day
(123) Stuart McCann			
1	-:--		14:18:57.381
2	1:01.893	+1.925	14:19:59.274
3	1:00.163	+0.195	14:20:59.437
4	59.968	-	14:21:59.405

Lap	Lap Tm	Diff	Time of Day
(99) Robert Carter			
1	-:--		14:18:52.760
2	1:03.081	+0.154	14:19:55.841
3	1:03.718	+0.791	14:20:59.559
4	1:02.927	-	14:22:02.486

Lap	Lap Tm	Diff	Time of Day
(18) Matthew Lucas			
1	-:--		14:18:56.472
2	1:04.112	+1.012	14:20:00.584
3	1:03.245	+0.145	14:21:03.829
4	1:03.100	-	14:22:06.929

Lap	Lap Tm	Diff	Time of Day
(64) Ian Dowding			
1	-:--		14:18:56.068
2	1:04.043	+0.596	14:20:00.111
3	1:04.277	+0.830	14:21:04.388
4	1:03.447	-	14:22:07.835

Lap	Lap Tm	Diff	Time of Day
(189) Anthony Delaney			
1	-:--		14:18:57.096
2	1:04.479	+1.436	14:20:01.575
3	1:04.360	+1.317	14:21:05.935
4	1:03.043	-	14:22:08.978

Lap	Lap Tm	Diff	Time of Day
(82) Gary Anslow			
1	-:--		14:19:00.283
2	1:04.234	+1.952	14:20:04.517
3	1:02.282	-	14:21:06.799
4	1:02.845	+0.563	14:22:09.644

Lap	Lap Tm	Diff	Time of Day
(78) Phillip Malone			
1	-:--		14:18:58.478
2	1:04.583	+0.319	14:20:03.061
3	1:04.264	-	14:21:07.325
4	1:04.297	+0.033	14:22:11.622

Lap	Lap Tm	Diff	Time of Day
(331) Mark Buditt			
1	-:--		14:18:59.603
2	1:05.334	+0.624	14:20:04.937
3	1:05.329	+0.619	14:21:10.266
4	1:04.710	-	14:22:14.976

Lap	Lap Tm	Diff	Time of Day
(15) Brent Millage			
1	-:--		14:18:59.076
2	1:04.967	-	14:20:04.043
3	1:06.044	+1.077	14:21:10.087
4	1:05.733	+0.766	14:22:15.820

EMRA Club Championships - Round 1

Lapchart

Reve Racing SS 600 inc CO-Ordit Relay

Mallory Park 1.390 Miles

Race 7 rerestart

01/03/2009 14:17

Race (4 Laps)

Competitors	Laps				
	1	2	3	4	
Steve Tomes (94)	1	94	94	94	94
Leon Jeacock (55)	2	55	55	55	55
Dean Brown (16)	3	16	16	16	16
Rob Moon (29)	4	29	89	167	167
Richard Wardle (167)	5	167	167	89	89
Stephen Gillings (89)	6	89	29	29	29
Stuart Parsons (33)	7	33	33	33	33
Colin Orr (30)	8	30	30	30	30
Dean Young (126)	9	126	126	23	23
Andrew Holland (70)	10	70	23	126	126
Marcus Langford (23)	11	23	70	70	70
Robert Carter (99)	12	99	99	72	13
Ryan Oliver (72)	13	72	72	13	72
Ian Dowding (64)	14	64	13	123	123
Matthew Lucas (18)	15	18	123	99	99
Mark Pennington (13)	16	13	64	18	18
Anthony Delaney (189)	17	189	18	64	64
Stuart McCann (123)	18	123	189	189	189
Phillip Malone (78)	19	78	78	82	82
Brent Millage (15)	20	15	15	78	78
Mark Buditt (331)	21	331	82	15	331
Gary Anslow (82)	22	82	331	331	15

EMRA Club Championships - Round 1

Sorted on Laps

Co-Ordit Relay 600 supported Reve Racing

Mallory Park 1.390 Miles

Race 8

01/03/2009 14:28

Race (8 Laps)

Pos	No.	Class	Name	Make	Engine	Laps	Total Tm	Avg. Speed	Diff	Gap	Best Tm	Best Spd	In Lap
1	55	F600	Leon Jeacock	BMC Yamaha	600	8	7:34.761	88.029	-	-	55.935	89.461	2
2	94	F600	Steve Tomes	Hornsey Steels Hoi	600	8	7:35.953	87.799	+1.192	+1.192	56.123	89.161	2
3	16	F600	Dean Brown	Kawasaki	600	8	7:44.520	86.179	+9.759	+8.567	56.915	87.921	3
4	107	F600	Tom Meehan	Yamaha	600	8	7:47.500	85.630	+12.739	+2.980	57.157	87.548	2
5	89	F600	Stephen Gillings	Yamaha	600	8	7:51.618	84.882	+16.857	+4.118	57.141	87.573	3
6	29	F600	Rob Moon	Yamaha	600	8	7:53.858	84.481	+19.097	+2.240	57.371	87.222	3
7	116	F600	Steve Harper	Triumph	675	8	7:56.340	84.041	+21.579	+2.482	58.017	86.251	4
8	511	F600	Wayne Sutton	Kawasaki	600	8	7:56.913	83.940	+22.152	+0.573	57.951	86.349	7
9	61	F600	Dean Armstrong	Yamaha R6	600	8	7:57.586	83.822	+22.825	+0.673	58.122	86.095	3
10	126	F600	Dean Young	Yamaha R6	600	8	7:59.567	83.475	+24.806	+1.981	57.956	86.341	4
11	191	F600	Dylan Roberts	Yamaha R6	600	8	7:59.782	83.438	+25.021	+0.215	57.898	86.428	7
12	69	F600	Paul Bannister	Triumph	675	7	7:09.935	81.473	1 Lap	1 Lap	59.506	84.092	6
13	45	F600	Michael Ellis	Yamaha	600	7	7:10.315	81.401	+0.380	+0.380	59.447	84.176	7
14	100	F600	Sam Smithson	Honda CBR	600	7	7:14.892	80.544	+4.957	+4.577	59.548	84.033	7
15	72	F600	Ryan Oliver	Revolution Suzuki	600	7	7:16.684	80.214	+6.749	+1.792	1:00.599	82.576	3
16	82	F600	Gary Anslow	Yamaha R6	600	7	7:16.966	80.162	+7.031	+0.282	1:00.071	83.301	7
17	77	F600	Ian Fletcher	Suzuki	600	7	7:17.551	80.055	+7.616	+0.585	1:00.600	82.574	4
18	127	F600	Richard Saunders	Honda CBR	600	7	7:18.739	79.838	+8.804	+1.188	59.912	83.522	7
19	90	F600	Mark Wood	Yamaha R6	600	7	7:27.020	78.359	+17.085	+8.281	1:01.566	81.279	6
20	46	F600	Andrew Nicholson	Honda CBR	600	7	7:27.568	78.263	+17.633	+0.548	59.722	83.788	7
21	73	F600	Stephen Taylor	Honda CBR	600	7	7:28.761	78.055	+18.826	+1.193	1:01.051	81.964	4
22	62	F600	Barrie Yeend	Yamaha R6	600	7	7:30.774	77.706	+20.839	+2.013	1:00.166	83.170	7
23	58	F600	Mark Nieschmidt	Honda	600	7	7:36.535	76.726	+26.600	+5.761	1:03.643	78.626	7
24	103	F600	Richard Duncan	Suzuki GSXR K7	600	7	7:37.230	76.609	+27.295	+0.695	1:02.676	79.839	7
25	79	F600	Daniel Moss	R & D GSXR	600	7	7:52.771	74.091	+42.836	+15.541	1:05.049	76.927	6
26	137	F600	Rob Cockson	Honda CBR	600	7	7:55.822	73.616	+45.887	+3.051	1:05.656	76.215	4
27	76	F600	Chris Rigg	Honda	600	7	7:56.638	73.490	+46.703	+0.816	1:06.105	75.698	7

Not classified

DNF	711	F600	Richard Durber	Yamaha	600	7	6:55.191	84.366	-	-	57.985	86.298	3
DNF	6	F600	Gary Arden	Suzuki	600	6	5:55.718	84.404	-	-	57.137	87.579	3
DNF	71	F600	Jody Lees	Yamaha R6	600	4	3:54.116	85.496	-	-	57.251	87.405	3
DNF	43	F600	Paul O'Connor	Yamaha R6	600	0	----	-	-	-	----	-	0
DNF	129	F600	James Bromfield	Yamaha R6	599	0	----	-	-	-	----	-	0

Announcements

NO 62 10 second penalty jump start
Red Flag @ 14:37

Margin of Victory	Avg. Speed	Best Lap Tm	Best Spd	Best Lap by
+1.192	88.029	55.935	89.461	[55] Leon Jeacock

Printed: 01/03/2009 14:46:27

Licensed to: Saturn Timing Ltd

Chief of Timing & Scoring
WWW.EASTMIDLANDRACING.CO.UK

Orbits 3
www.amb-it.com
www.mylaps.com

EMRA Club Championships - Round 1

Co-Ordit Relay 600 supported Reve Racing

Mallory Park 1.390 Miles

Race 8

01/03/2009 14:28

Race (8 Laps)

Lap	Lap Tm	Diff	Time of Day
(55) Leon Jeacock			
1	-:--		14:29:21.997
2	55.935	-	14:30:17.932
3	56.318	+0.383	14:31:14.250
4	55.995	+0.060	14:32:10.245
5	55.946	+0.011	14:33:06.191
6	57.528	+1.593	14:34:03.719
7	56.215	+0.280	14:34:59.934
8	56.208	+0.273	14:35:56.142

(94) Steve Tomes			
1	-:--		14:29:21.587
2	56.123	-	14:30:17.710
3	56.515	+0.392	14:31:14.225
4	56.432	+0.309	14:32:10.657
5	56.165	+0.042	14:33:06.822
6	57.254	+1.131	14:34:04.076
7	56.496	+0.373	14:35:00.572
8	56.762	+0.639	14:35:57.334

(16) Dean Brown			
1	-:--		14:29:23.940
2	56.955	+0.040	14:30:20.895
3	56.915	-	14:31:17.810
4	57.525	+0.610	14:32:15.335
5	57.150	+0.235	14:33:12.485
6	57.317	+0.402	14:34:09.802
7	59.012	+2.097	14:35:08.814
8	57.087	+0.172	14:36:05.901

(107) Tom Meehan			
1	-:--		14:29:25.500
2	57.157	-	14:30:22.657
3	57.490	+0.333	14:31:20.147
4	57.816	+0.659	14:32:17.963
5	58.102	+0.945	14:33:16.065
6	57.622	+0.465	14:34:13.687
7	57.685	+0.528	14:35:11.372
8	57.509	+0.352	14:36:08.881

(89) Stephen Gillings			
1	-:--		14:29:26.500
2	57.628	+0.487	14:30:24.128
3	57.141	-	14:31:21.269
4	57.799	+0.658	14:32:19.068
5	58.951	+1.810	14:33:18.019
6	57.349	+0.208	14:34:15.368
7	57.444	+0.303	14:35:12.812
8	1:00.187	+3.046	14:36:12.999

(29) Rob Moon			
1	-:--		14:29:24.885
2	57.652	+0.281	14:30:22.537
3	57.371	-	14:31:19.908
4	57.732	+0.361	14:32:17.640
5	1:02.165	+4.794	14:33:19.805
6	58.123	+0.752	14:34:17.928
7	58.027	+0.656	14:35:15.955
8	59.284	+1.913	14:36:15.239

(116) Steve Harper			
1	-:--		14:29:26.817
2	58.367	+0.350	14:30:25.184
3	58.289	+0.272	14:31:23.473
4	58.017	-	14:32:21.490

5	59.957	+1.940	14:33:21.447
6	58.734	+0.717	14:34:20.181
7	58.566	+0.549	14:35:18.747
8	58.974	+0.957	14:36:17.721

(511) Wayne Sutton			
1	-:--		14:29:27.641
2	58.338	+0.387	14:30:25.979
3	58.237	+0.286	14:31:24.216
4	58.244	+0.293	14:32:22.460
5	59.849	+1.898	14:33:22.309
6	58.828	+0.877	14:34:21.137
7	57.951	-	14:35:19.088
8	59.206	+1.255	14:36:18.294

(61) Dean Armstrong			
1	-:--		14:29:27.937
2	58.998	+0.876	14:30:26.935
3	58.122	-	14:31:25.057
4	58.416	+0.294	14:32:23.473
5	59.361	+1.239	14:33:22.834
6	58.709	+0.587	14:34:21.543
7	58.253	+0.131	14:35:19.796
8	59.171	+1.049	14:36:18.967

(126) Dean Young			
1	-:--		14:29:27.585
2	58.077	+0.121	14:30:25.662
3	58.305	+0.349	14:31:23.967
4	57.956	-	14:32:21.923
5	58.946	+0.990	14:33:20.869
6	58.660	+0.704	14:34:19.529
7	59.186	+1.230	14:35:18.715
8	1:02.233	+4.277	14:36:20.948

(191) Dylan Roberts			
1	-:--		14:29:29.936
2	1:00.429	+2.531	14:30:30.365
3	58.663	+0.765	14:31:29.028
4	58.321	+0.423	14:32:27.349
5	59.257	+1.359	14:33:26.606
6	58.120	+0.222	14:34:24.726
7	57.898	-	14:35:22.624
8	58.539	+0.641	14:36:21.163

(69) Paul Bannister			
1	-:--		14:29:30.492
2	1:00.676	+1.170	14:30:31.168
3	1:00.177	+0.671	14:31:31.345
4	1:00.493	+0.987	14:32:31.838
5	1:00.400	+0.894	14:33:32.238
6	59.506	-	14:34:31.744
7	59.572	+0.066	14:35:31.316

(45) Michael Ellis			
1	-:--		14:29:29.195
2	1:01.673	+2.226	14:30:30.868
3	1:00.310	+0.863	14:31:31.178
4	1:00.112	+0.665	14:32:31.290
5	1:00.748	+1.301	14:33:32.038
6	1:00.211	+0.764	14:34:32.249
7	59.447	-	14:35:31.696

(100) Sam Smithson			
1	-:--		14:29:33.308
2	1:02.812	+3.264	14:30:36.120

3	1:00.273	+0.725	14:31:36.393
4	1:00.156	+0.608	14:32:36.549
5	1:00.227	+0.679	14:33:36.776
6	59.949	+0.401	14:34:36.725
7	59.548	-	14:35:36.273

(72) Ryan Oliver			
1	-:--		14:29:30.126
2	1:01.386	+0.787	14:30:31.512
3	1:00.599	-	14:31:32.111
4	1:01.135	+0.536	14:32:33.246
5	1:01.902	+1.303	14:33:35.148
6	1:01.340	+0.741	14:34:36.488
7	1:01.577	+0.978	14:35:38.065

(82) Gary Anslow			
1	-:--		14:29:31.145
2	1:02.181	+2.110	14:30:33.326
3	1:01.057	+0.986	14:31:34.383
4	1:00.719	+0.648	14:32:35.102
5	1:02.323	+2.252	14:33:37.425
6	1:00.851	+0.780	14:34:38.276
7	1:00.071	-	14:35:38.347

(77) Ian Fletcher			
1	-:--		14:29:30.929
2	1:02.127	+1.527	14:30:33.056
3	1:00.925	+0.325	14:31:33.981
4	1:00.600	-	14:32:34.581
5	1:01.928	+1.328	14:33:36.509
6	1:01.434	+0.834	14:34:37.943
7	1:00.989	+0.389	14:35:38.932

(127) Richard Saunders			
1	-:--		14:29:32.853
2	1:03.183	+3.271	14:30:36.036
3	1:01.376	+1.464	14:31:37.412
4	1:00.836	+0.924	14:32:38.248
5	1:01.633	+1.721	14:33:39.881
6	1:00.327	+0.415	14:34:40.208
7	59.912	-	14:35:40.120

(90) Mark Wood			
1	-:--		14:29:33.500
2	1:04.113	+2.547	14:30:37.613
3	1:02.485	+0.919	14:31:40.098
4	1:02.261	+0.695	14:32:42.359
5	1:02.727	+1.161	14:33:45.086
6	1:01.566	-	14:34:46.652
7	1:01.749	+0.183	14:35:48.401

(46) Andrew Nicholson			
1	-:--		14:29:36.688
2	1:03.128	+3.406	14:30:39.816
3	1:02.929	+3.207	14:31:42.745
4	1:03.773	+4.051	14:32:46.518
5	1:01.838	+2.116	14:33:48.356
6	1:00.871	+1.149	14:34:49.227
7	59.722	-	14:35:48.949

(73) Stephen Taylor			
1	-:--		14:29:33.929
2	1:03.756	+2.705	14:30:37.685
3	1:01.745	+0.694	14:31:39.430
4	1:01.051	-	14:32:40.481
5	1:06.368	+5.317	14:33:46.849

EMRA Club Championships - Round 1

Co-Ordit Relay 600 supported Reve Racing

Mallory Park 1.390 Miles

Race 8

01/03/2009 14:28

Race (8 Laps)

Lap	Lap Tm	Diff	Time of Day
6	1:01.661	+0.610	14:34:48.510
7	1:01.632	+0.581	14:35:50.142

(62) Barrie Yeend			
Lap	Lap Tm	Diff	Time of Day
1	-:--		14:29:32.498
2	1:04.035	+3.869	14:30:36.533
3	1:01.119	+0.953	14:31:37.652
4	1:01.126	+0.960	14:32:38.778
5	1:01.800	+1.634	14:33:40.578
6	1:01.411	+1.245	14:34:41.989
7	1:00.166	-	14:35:42.155

(58) Mark Nieschmidt			
Lap	Lap Tm	Diff	Time of Day
1	-:--		14:29:34.633
2	1:04.108	+0.465	14:30:38.741
3	1:03.806	+0.163	14:31:42.547
4	1:03.701	+0.058	14:32:46.248
5	1:04.206	+0.563	14:33:50.454
6	1:03.819	+0.176	14:34:54.273
7	1:03.643	-	14:35:57.916

(103) Richard Duncan			
Lap	Lap Tm	Diff	Time of Day
1	-:--		14:29:35.365
2	1:04.372	+1.696	14:30:39.737
3	1:04.156	+1.480	14:31:43.893
4	1:03.837	+1.161	14:32:47.730
5	1:04.868	+2.192	14:33:52.598
6	1:03.337	+0.661	14:34:55.935
7	1:02.676	-	14:35:58.611

(79) Daniel Moss			
Lap	Lap Tm	Diff	Time of Day
1	-:--		14:29:38.259
2	1:07.751	+2.702	14:30:46.010
3	1:06.318	+1.269	14:31:52.328
4	1:05.593	+0.544	14:32:57.921
5	1:05.712	+0.663	14:34:03.633
6	1:05.049	-	14:35:08.682
7	1:05.470	+0.421	14:36:14.152

(137) Rob Cockson			
Lap	Lap Tm	Diff	Time of Day
1	-:--		14:29:36.119
2	1:07.850	+2.194	14:30:43.969
3	1:07.431	+1.775	14:31:51.400
4	1:05.656	-	14:32:57.056
5	1:06.341	+0.685	14:34:03.397
6	1:07.749	+2.093	14:35:11.146
7	1:06.057	+0.401	14:36:17.203

(76) Chris Rigg			
Lap	Lap Tm	Diff	Time of Day
1	-:--		14:29:37.315
2	1:06.643	+0.538	14:30:43.958
3	1:07.527	+1.422	14:31:51.485
4	1:07.097	+0.992	14:32:58.582
5	1:06.234	+0.129	14:34:04.816
6	1:07.098	+0.993	14:35:11.914
7	1:06.105	-	14:36:18.019

(711) Richard Durber			
Lap	Lap Tm	Diff	Time of Day
1	-:--		14:29:26.023
2	58.612	+0.627	14:30:24.635
3	57.985	-	14:31:22.620
4	58.007	+0.022	14:32:20.627
5	59.234	+1.249	14:33:19.861
6	58.371	+0.386	14:34:18.232
7	58.340	+0.355	14:35:16.572

Lap	Lap Tm	Diff	Time of Day
(6) Gary Arden			
1	-:--		14:29:25.280
2	58.398	+1.261	14:30:23.678
3	57.137	-	14:31:20.815
4	57.814	+0.677	14:32:18.629
5	59.155	+2.018	14:33:17.784
6	59.315	+2.178	14:34:17.099

(71) Jody Lees			
Lap	Lap Tm	Diff	Time of Day
1	-:--		14:29:23.272
2	57.466	+0.215	14:30:20.738
3	57.251	-	14:31:17.989
4	57.508	+0.257	14:32:15.497

Lap	Lap Tm	Diff	Time of Day
-----	--------	------	-------------

EMRA Club Championships - Round 1

Lapchart


Co-Ordit Relay 600 supported Reve Racing

Mallory Park 1.390 Miles

Race 8

01/03/2009 14:28

Race (8 Laps)



Competitors	Laps								
	1	2	3	4	5	6	7	8	
Steve Tomes (94)	1	94	94	94	55	55	55	55	55
Leon Jeacock (55)	2	55	55	55	94	94	94	94	94
Jody Lees (71)	3	71	71	16	16	16	16	16	16
Dean Brown (16)	4	16	16	71	71	107	107	107	107
Rob Moon (29)	5	29	29	29	29	6	89	89	89
Gary Arden (6)	6	6	107	107	107	89	6	29	29
Tom Meehan (107)	7	107	6	6	6	29	29	711	116
Richard Durber (711)	8	711	89	89	89	711	711	126	511
Stephen Gillings (89)	9	89	711	711	711	126	126	116	61
Steve Harper (116)	10	116	116	116	116	116	116	511	126
Dean Young (126)	11	126	126	126	126	511	511	61	191
Wayne Sutton (511)	12	511	511	511	511	61	61	191	
Dean Armstrong (61)	13	61	61	61	61	191	191	69	
Michael Ellis (45)	14	45	191	191	191	45	69	45	
Dylan Roberts (191)	15	191	45	45	45	69	45	100	
Ryan Oliver (72)	16	72	69	69	69	72	72	72	
Paul Bannister (69)	17	69	72	72	72	77	100	82	
Ian Fletcher (77)	18	77	77	77	77	100	77	77	
Gary Anslow (82)	19	82	82	82	82	82	82	127	
Barrie Yeend (62)	20	62	127	100	100	127	127	62	
Richard Saunders (127)	21	127	100	127	127	62	62	90	
Sam Smithson (100)	22	100	62	62	62	90	90	46	
Mark Wood (90)	23	90	90	73	73	73	73	73	
Stephen Taylor (73)	24	73	73	90	90	46	46	58	
Mark Nieschmidt (58)	25	58	58	58	58	58	58	103	
Richard Duncan (103)	26	103	103	46	46	103	103	79	
Rob Cockson (137)	27	137	46	103	103	137	79	137	
Andrew Nicholson (46)	28	46	76	137	137	79	137	76	
Chris Rigg (76)	29	76	137	76	79	76	76		
Daniel Moss (79)	30	79	79	79	76				
-	31								
-	32								

EMRA Club Championships - Round 1

Sorted on Laps

Bill Fry 70-125cc Formula Machines

Mallory Park 1.390 Miles

Race 9

01/03/2009 14:50

Race (10 Laps)

Pos	No.	Class	Name	Make	Engine	Laps	Total Tm	Avg. Speed	Diff	Gap	Best Tm	Best Spd	In Lap
1	46	GP125	Ross Walker	Honda	125	10	10:00.067	83.391	-	-	58.567	85.441	8
2	15	GP125	Adam Robinson	Honda	125	10	10:00.794	83.290	+0.727	+0.727	58.569	85.438	8
3	7	GP125	David Renz	Honda	125	10	10:03.021	82.982	+2.954	+2.227	58.425	85.648	9
4	5	GP125	John Lea	Honda	125	10	10:03.456	82.922	+3.389	+0.435	59.379	84.272	8
5	10	GP125	Danny Smith	Honda GP	125	10	10:05.337	82.665	+5.270	+1.881	58.941	84.898	8
6	25	GP125	Elliot Lodge	Honda RS	125	10	10:16.436	81.176	+16.369	+11.099	59.897	83.543	10
7	4	GP125	Curtis Wright	Honda	125	10	10:16.694	81.142	+16.627	+0.258	59.890	83.553	10
8	72	GP125	Ricky Tarren	Honda GP	125	10	10:25.170	80.042	+25.103	+8.476	1:00.108	83.250	10
9	17	GP125	Tom Carne	Honda RS	125	10	10:26.108	79.922	+26.041	+0.938	1:01.082	81.923	10
10	114	GP125	Sam Hornsey	Honda	125	10	10:47.721	77.255	+47.654	+21.613	1:02.205	80.444	7
11	20	F125	Lee Jackson	Aprilia RS	125	10	10:48.278	77.189	+48.211	+0.557	1:03.735	78.513	9
12	100	F125	Connor Tagg	Aprilia	125	10	10:48.846	77.122	+48.779	+0.568	1:03.687	78.572	4
13	6	F125	Benjamin Gautrey	Aprilia	125	10	11:14.097	74.233	+1:14.030	+25.251	1:05.452	76.453	10
14	57	F125	Daniel Murphy	Aprilia RS	125	9	10:07.092	74.183	1 Lap	1 Lap	1:05.329	76.597	7
15	32	F125	Stuart Wilson	Aprilia	125	9	10:08.654	73.993	+1.562	+1.562	1:06.389	75.374	5
16	111	F125	Jed Bird	Aprilia RS	125	9	10:14.851	73.247	+7.759	+6.197	1:06.870	74.832	8
17	73	F125	Sam Cherry	Aprilia	125	9	10:16.842	73.011	+9.750	+1.991	1:07.067	74.612	6
18	85	GP125	Lee Ewbank	Honda	125 Pr	9	10:24.056	72.167	+16.964	+7.214	1:07.134	74.537	4
19	22	GP125	Wesley Seaman	Honda	125 Pi	9	10:42.072	70.142	+34.980	+18.016	1:09.316	72.191	7
20	23	F125	Luke Frearson	Aprilia	125	9	10:42.225	70.125	+35.133	+0.153	1:09.757	71.735	4
21	36	80	Bradley Hughes	Conti	80	9	10:56.633	68.586	+49.541	+14.408	1:09.577	71.920	9
22	30	F125	James Widdowson	Aprilia	125	9	11:02.453	67.984	+55.361	+5.820	1:11.770	69.723	3
23	35	F125	Thomas Chell	Aprilia	125	8	10:01.757	66.525	2 Laps	1 Lap	1:11.963	69.536	5
24	19	F125	Joshu Boyd	Aprilia RS	125	8	10:10.678	65.553	+8.921	+8.921	1:13.871	67.740	7
25	8	80	Ryan Brain	Conti V3	80	8	10:13.689	65.232	+11.932	+3.011	1:15.089	66.641	5
26	12	F125	Chester Buckle	Aprilia	125	7	10:04.951	57.902	3 Laps	1 Lap	1:23.492	59.934	7
Not classified													
DNF	44	GP125	Gavin Perkins	Honda	125	5	5:17.593	78.780	-	-	1:01.245	81.705	4

Margin of Victory

Avg. Speed

Best Lap Tm

Best Spd

Best Lap by

+0.727

83.391

58.425

85.648

[7] David Renz

Printed: 01/03/2009 15:02:13

Licensed to: Saturn Timing Ltd

Chief of Timing & Scoring

WWW.EASTMIDLANDRACING.CO.UK

Orbits 3

www.amb-it.com

www.mylaps.com

Page 1/1

EMRA Club Championships - Round 1

Bill Fry 70-125cc Formula Machines

Mallory Park 1.390 Miles

Race 9

01/03/2009 14:50

Race (10 Laps)

Lap	Lap Tm	Diff	Time of Day
(46) Ross Walker			
1	-:--		14:51:35.354
2	59.632	+1.065	14:52:34.986
3	59.182	+0.615	14:53:34.168
4	59.405	+0.838	14:54:33.573
5	59.884	+1.317	14:55:33.457
6	59.597	+1.030	14:56:33.054
7	1:00.969	+2.402	14:57:34.023
8	58.567	-	14:58:32.590
9	58.943	+0.376	14:59:31.533
10	59.094	+0.527	15:00:30.627

(15) Adam Robinson			
1	-:--		14:51:36.155
2	1:00.097	+1.528	14:52:36.252
3	1:00.098	+1.529	14:53:36.350
4	59.283	+0.714	14:54:35.633
5	58.860	+0.291	14:55:34.493
6	58.969	+0.400	14:56:33.462
7	59.860	+1.291	14:57:33.322
8	58.569	-	14:58:31.891
9	59.494	+0.925	14:59:31.385
10	59.969	+1.400	15:00:31.354

(7) David Renz			
1	-:--		14:51:37.197
2	59.834	+1.409	14:52:37.031
3	1:00.042	+1.617	14:53:37.073
4	59.687	+1.262	14:54:36.760
5	59.524	+1.099	14:55:36.284
6	59.865	+1.440	14:56:36.149
7	59.869	+1.444	14:57:36.018
8	59.078	+0.653	14:58:35.096
9	58.425	-	14:59:33.521
10	1:00.060	+1.635	15:00:33.581

(5) John Lea			
1	-:--		14:51:35.925
2	1:00.238	+0.859	14:52:36.163
3	59.986	+0.607	14:53:36.149
4	59.985	+0.606	14:54:36.134
5	59.590	+0.211	14:55:35.724
6	59.682	+0.303	14:56:35.406
7	1:00.225	+0.846	14:57:35.631
8	59.379	-	14:58:35.010
9	59.611	+0.232	14:59:34.621
10	59.395	+0.016	15:00:34.016

(10) Danny Smith			
1	-:--		14:51:36.672
2	59.964	+1.023	14:52:36.636
3	59.988	+1.047	14:53:36.624
4	1:00.368	+1.427	14:54:36.992
5	1:00.150	+1.209	14:55:37.142
6	59.484	+0.543	14:56:36.626
7	1:00.234	+1.293	14:57:36.860
8	58.941	-	14:58:35.801
9	59.574	+0.633	14:59:35.375
10	1:00.522	+1.581	15:00:35.897

(25) Elliot Lodge			
1	-:--		14:51:37.712
2	1:00.805	+0.908	14:52:38.517
3	1:01.055	+1.158	14:53:39.572
4	1:01.620	+1.723	14:54:41.192

5	1:01.718	+1.821	14:55:42.910
6	1:01.136	+1.239	14:56:44.046
7	1:01.643	+1.746	14:57:45.689
8	1:01.181	+1.284	14:58:46.870
9	1:00.229	+0.332	14:59:47.099
10	59.897	-	15:00:46.996

(4) Curtis Wright			
1	-:--		14:51:38.548
2	1:01.223	+1.333	14:52:39.771
3	1:00.877	+0.987	14:53:40.648
4	1:01.128	+1.238	14:54:41.776
5	1:01.601	+1.711	14:55:43.377
6	1:01.071	+1.181	14:56:44.448
7	1:01.605	+1.715	14:57:46.053
8	1:00.376	+0.486	14:58:46.429
9	1:00.935	+1.045	14:59:47.364
10	59.890	-	15:00:47.254

(72) Ricky Tarren			
1	-:--		14:51:43.095
2	1:02.006	+1.898	14:52:45.101
3	1:02.123	+2.015	14:53:47.224
4	1:01.417	+1.309	14:54:48.641
5	1:00.954	+0.846	14:55:49.595
6	1:03.461	+3.353	14:56:53.056
7	1:00.930	+0.822	14:57:53.986
8	1:00.798	+0.690	14:58:54.784
9	1:00.838	+0.730	14:59:55.622
10	1:00.108	-	15:00:55.730

(17) Tom Carne			
1	-:--		14:51:39.313
2	1:02.876	+1.794	14:52:42.189
3	1:02.730	+1.648	14:53:44.919
4	1:01.953	+0.871	14:54:46.872
5	1:01.176	+0.094	14:55:48.048
6	1:02.313	+1.231	14:56:50.361
7	1:02.410	+1.328	14:57:52.771
8	1:01.218	+0.136	14:58:53.989
9	1:01.597	+0.515	14:59:55.586
10	1:01.082	-	15:00:56.668

(114) Sam Hornsey			
1	-:--		14:51:49.250
2	1:05.909	+3.704	14:52:55.159
3	1:05.091	+2.886	14:54:00.250
4	1:03.188	+0.983	14:55:03.438
5	1:02.439	+0.234	14:56:05.877
6	1:02.362	+0.157	14:57:08.239
7	1:02.205	-	14:58:10.444
8	1:02.719	+0.514	14:59:13.163
9	1:02.852	+0.647	15:00:16.015
10	1:02.266	+0.061	15:01:18.281

(20) Lee Jackson			
1	-:--		14:51:40.775
2	1:05.312	+1.577	14:52:46.087
3	1:04.269	+0.534	14:53:50.356
4	1:04.502	+0.767	14:54:54.858
5	1:04.267	+0.532	14:55:59.125
6	1:03.863	+0.128	14:57:02.988
7	1:04.119	+0.384	14:58:07.107
8	1:03.960	+0.225	14:59:11.067
9	1:03.735	-	15:00:14.802
10	1:04.036	+0.301	15:01:18.838

(100) Connor Tagg			
1	-:--		14:51:42.329
2	1:04.589	+0.902	14:52:46.918
3	1:04.235	+0.548	14:53:51.153
4	1:03.687	-	14:54:54.840
5	1:04.482	+0.795	14:55:59.322
6	1:04.154	+0.467	14:57:03.476
7	1:04.083	+0.396	14:58:07.559
8	1:03.747	+0.060	14:59:11.306
9	1:03.899	+0.212	15:00:15.205
10	1:04.201	+0.514	15:01:19.406

(6) Benjamin Gautrey			
1	-:--		14:51:42.906
2	1:05.610	+0.158	14:52:48.516
3	1:05.917	+0.465	14:53:54.433
4	1:05.624	+0.172	14:55:00.057
5	1:05.532	+0.080	14:56:05.589
6	1:05.994	+0.542	14:57:11.583
7	1:06.060	+0.608	14:58:17.643
8	1:05.696	+0.244	14:59:23.339
9	1:05.866	+0.414	15:00:29.205
10	1:05.452	-	15:01:34.657

(57) Daniel Murphy			
1	-:--		14:51:46.890
2	1:07.033	+1.704	14:52:53.923
3	1:08.211	+2.882	14:54:02.134
4	1:06.322	+0.993	14:55:08.456
5	1:06.052	+0.723	14:56:14.508
6	1:05.748	+0.419	14:57:20.256
7	1:05.329	-	14:58:25.585
8	1:06.318	+0.989	14:59:31.903
9	1:05.749	+0.420	15:00:37.652

(32) Stuart Wilson			
1	-:--		14:51:44.265
2	1:07.000	+0.611	14:52:51.265
3	1:06.687	+0.298	14:53:57.952
4	1:06.999	+0.610	14:55:04.951
5	1:06.389	-	14:56:11.340
6	1:07.002	+0.613	14:57:18.342
7	1:06.510	+0.121	14:58:24.852
8	1:06.666	+0.277	14:59:31.518
9	1:07.696	+1.307	15:00:39.214

(111) Jed Bird			
1	-:--		14:51:45.368
2	1:08.398	+1.528	14:52:53.766
3	1:08.280	+1.410	14:54:02.046
4	1:07.679	+0.809	14:55:09.725
5	1:07.315	+0.445	14:56:17.040
6	1:07.112	+0.242	14:57:24.152
7	1:07.397	+0.527	14:58:31.549
8	1:06.870	-	14:59:38.419
9	1:06.992	+0.122	15:00:45.411

(73) Sam Cherry			
1	-:--		14:51:46.502
2	1:08.287	+1.220	14:52:54.789
3	1:08.086	+1.019	14:54:02.875
4	1:07.412	+0.345	14:55:10.287
5	1:07.367	+0.300	14:56:17.654
6	1:07.067	-	14:57:24.721
7	1:07.227	+0.160	14:58:31.948

EMRA Club Championships - Round 1

Bill Fry 70-125cc Formula Machines

Mallory Park 1.390 Miles

Race 9

01/03/2009 14:50

Race (10 Laps)

Lap	Lap Tm	Diff	Time of Day
8	1:07.599	+0.532	14:59:39.547
9	1:07.855	+0.788	15:00:47.402

(85) Lee Ewbank

Lap	Lap Tm	Diff	Time of Day
1	-:--		14:51:50.701
2	1:08.537	+1.403	14:52:59.238
3	1:07.638	+0.504	14:54:06.876
4	1:07.134	-	14:55:14.010
5	1:07.390	+0.256	14:56:21.400
6	1:09.749	+2.615	14:57:31.149
7	1:07.861	+0.727	14:58:39.010
8	1:07.643	+0.509	14:59:46.653
9	1:07.963	+0.829	15:00:54.616

(22) Wesley Seaman

Lap	Lap Tm	Diff	Time of Day
1	-:--		14:51:52.262
2	1:11.200	+1.884	14:53:03.462
3	1:10.017	+0.701	14:54:13.479
4	1:09.637	+0.321	14:55:23.116
5	1:09.731	+0.415	14:56:32.847
6	1:10.165	+0.849	14:57:43.012
7	1:09.316	-	14:58:52.328
8	1:10.112	+0.796	15:00:02.440
9	1:10.192	+0.876	15:01:12.632

(23) Luke Frearson

Lap	Lap Tm	Diff	Time of Day
1	-:--		14:51:49.390
2	1:11.003	+1.246	14:53:00.393
3	1:09.774	+0.017	14:54:10.167
4	1:09.757	-	14:55:19.924
5	1:10.082	+0.325	14:56:30.006
6	1:11.839	+2.082	14:57:41.845
7	1:10.861	+1.104	14:58:52.706
8	1:10.113	+0.356	15:00:02.819
9	1:09.966	+0.209	15:01:12.785

(36) Bradley Hughes

Lap	Lap Tm	Diff	Time of Day
1	-:--		14:51:53.567
2	1:13.248	+3.671	14:53:06.815
3	1:13.053	+3.476	14:54:19.868
4	1:11.664	+2.087	14:55:31.532
5	1:11.940	+2.363	14:56:43.472
6	1:10.899	+1.322	14:57:54.371
7	1:12.189	+2.612	14:59:06.560
8	1:11.056	+1.479	15:00:17.616
9	1:09.577	-	15:01:27.193

(30) James Widdowson

Lap	Lap Tm	Diff	Time of Day
1	-:--		14:51:51.652
2	1:13.114	+1.344	14:53:04.766
3	1:11.770	-	14:54:16.536
4	1:12.196	+0.426	14:55:28.732
5	1:13.190	+1.420	14:56:41.922
6	1:11.894	+0.124	14:57:53.816
7	1:12.808	+1.038	14:59:06.624
8	1:13.413	+1.643	15:00:20.037
9	1:12.976	+1.206	15:01:33.013

(35) Thomas Chell

Lap	Lap Tm	Diff	Time of Day
1	-:--		14:51:59.102
2	1:15.587	+3.624	14:53:14.689
3	1:14.332	+2.369	14:54:29.021
4	1:13.157	+1.194	14:55:42.178
5	1:11.963	-	14:56:54.141
6	1:12.757	+0.794	14:58:06.898
7	1:12.595	+0.632	14:59:19.493

Lap	Lap Tm	Diff	Time of Day
8	1:12.824	+0.861	15:00:32.317

(19) Joshu Boyd

Lap	Lap Tm	Diff	Time of Day
1	-:--		14:51:57.911
2	1:16.428	+2.557	14:53:14.339
3	1:15.706	+1.835	14:54:30.045
4	1:14.491	+0.620	14:55:44.536
5	1:14.781	+0.910	14:56:59.317
6	1:14.169	+0.298	14:58:13.486
7	1:13.871	-	14:59:27.357
8	1:13.881	+0.010	15:00:41.238

(8) Ryan Brain

Lap	Lap Tm	Diff	Time of Day
1	-:--		14:51:54.830
2	1:15.236	+0.147	14:53:10.066
3	1:15.643	+0.554	14:54:25.709
4	1:17.101	+2.012	14:55:42.810
5	1:15.089	-	14:56:57.899
6	1:15.915	+0.826	14:58:13.814
7	1:15.199	+0.110	14:59:29.013
8	1:15.236	+0.147	15:00:44.249

(12) Chester Buckle

Lap	Lap Tm	Diff	Time of Day
1	-:--		14:52:02.490
2	1:24.734	+1.242	14:53:27.224
3	1:27.134	+3.642	14:54:54.358
4	1:27.231	+3.739	14:56:21.589
5	1:25.590	+2.098	14:57:47.179
6	1:24.840	+1.348	14:59:12.019
7	1:23.492	-	15:00:35.511

(44) Gavin Perkins

Lap	Lap Tm	Diff	Time of Day
1	-:--		14:51:41.433
2	1:02.484	+1.239	14:52:43.917
3	1:01.416	+0.171	14:53:45.333
4	1:01.245	-	14:54:46.578
5	1:01.575	+0.330	14:55:48.153

EMRA Club Championships - Round 1

Lapchart


Bill Fry 70-125cc Formula Machines

Mallory Park 1.390 Miles

Race 9

01/03/2009 14:50

Race (10 Laps)



Competitors	Laps									
	1	2	3	4	5	6	7	8	9	10
Ross Walker (46)	1	46	46	46	46	46	15	15	15	46
John Lea (5)	2	5	5	5	15	15	15	46	46	15
Adam Robinson (15)	3	15	15	15	5	5	5	5	7	7
Danny Smith (10)	4	10	10	10	7	7	7	7	5	5
David Renz (7)	5	7	7	7	10	10	10	10	10	10
Elliot Lodge (25)	6	25	25	25	25	25	25	4	25	25
Curtis Wright (4)	7	4	4	4	4	4	4	25	4	4
Tom Carne (17)	8	17	17	17	44	17	17	17	17	72
Lee Jackson (20)	9	20	44	44	17	44	72	72	72	17
Gavin Perkins (44)	10	44	72	72	72	20	20	20	20	114
Connor Tagg (100)	11	100	20	20	100	20	100	100	100	20
Benjamin Gautrey (6)	12	6	100	100	20	100	114	114	114	100
Ricky Tarren (72)	13	72	6	6	6	6	6	6	6	6
Stuart Wilson (32)	14	32	32	32	114	114	32	32	32	57
Jed Bird (111)	15	111	111	114	32	32	57	57	57	32
Sam Cherry (73)	16	73	57	111	57	57	111	111	111	111
Daniel Murphy (57)	17	57	73	57	111	111	73	73	73	73
Sam Hornsey (114)	18	114	114	73	73	73	85	85	85	85
Luke Frearson (23)	19	23	85	85	85	85	23	22	22	22
Lee Ewbank (85)	20	85	23	23	23	22	23	23	23	23
James Widdowson (30)	21	30	22	22	22	30	36	36	36	36
Wesley Seaman (22)	22	22	30	30	30	36	30	30	30	30
Bradley Hughes (36)	23	36	36	36	36	35	35	35	35	35
Ryan Brain (8)	24	8	8	8	35	35	19	19	19	19
Joshu Boyd (19)	25	19	19	35	8	8	8	8	8	8
Thomas Chell (35)	26	35	35	19	19	19	12	12		
Chester Buckle (12)	27	12	12	12	12	12				

EMRA Club Championships - Round 1

Sorted on Laps

Ducati Coventry JHP 175-1300cc Machines

Mallory Park 1.390 Miles

Race 10

01/03/2009 15:06

Race (10 Laps)

Pos	No.	Class	Name	Make	Engine	Laps	Total Tm	Avg. Speed	Diff	Gap	Best Tm	Best Spd	In Lap
1	118	1300	Pete Bradshaw	Co-Ordit Yamaha F	1000	10	9:38.559	86.491	-	-	56.942	87.879	2
2	144	1300	Paul Townley	Suzuki	1000	10	9:43.295	85.788	+4.736	+4.736	57.222	87.449	7
3	157	1300	Rob Wilson	Kawasaki ZX10	1000	10	9:47.693	85.146	+9.134	+4.398	57.505	87.019	4
4	81	1300	Aaron Brown	Yamaha	600	10	9:47.857	85.123	+9.298	+0.164	57.139	87.576	8
5	53	1300	Russell Burrows	Suzuki	1000	10	9:48.774	84.990	+10.215	+0.917	57.720	86.694	10
6	61	1300	Dean Armstrong	Yamaha R6	600	10	9:49.061	84.949	+10.502	+0.287	57.744	86.658	10
7	68	1300	Andrew Townley	Suzuki GSXR	1000	10	9:53.885	84.259	+15.326	+4.824	57.775	86.612	8
8	166	1300	Matt Green	Kawasaki	1000	10	10:04.092	82.835	+25.533	+10.207	59.019	84.786	9
9	69	1300	Paul Bannister	Triumph	675	10	10:05.869	82.592	+27.310	+1.777	59.510	84.087	10
10	174	1300	Wayne Dunford	Yamaha R1	1000	10	10:06.033	82.570	+27.474	+0.164	59.939	83.485	8
11	102	1300	David Hampton	Honda RS	250	10	10:06.412	82.518	+27.853	+0.379	58.900	84.958	9
12	101	1300	Jon Leech	Kawasaki	1000	10	10:06.895	82.452	+28.336	+0.483	58.690	85.262	9
13	100	1300	Sam Smithson	Honda CBR	600	10	10:09.933	82.042	+31.374	+3.038	59.316	84.362	10
14	84	1300	Phillip Copp	Suzuki L5	1000	10	10:11.584	81.820	+33.025	+1.651	59.630	83.917	5
15	62	1300	Barrie Yeend	Yamaha R6	600	10	10:12.818	81.656	+34.259	+1.234	59.015	84.792	9
16	124	1300	Stuart Auckland	Suzuki	1000	10	10:20.221	80.681	+41.662	+7.403	59.590	83.974	9
17	59	1300	Andy Carpenter	Honda Fireblade	1000	10	10:21.714	80.487	+43.155	+1.493	1:00.646	82.512	9
18	90	1300	Mark Wood	Yamaha R6	600	10	10:22.414	80.397	+43.855	+0.700	1:00.443	82.789	8
19	312	1300	Martyn Lewins	Yamaha	1000	10	10:23.236	80.291	+44.677	+0.822	1:00.486	82.730	9
20	180	1300	Roger Titman	Yamaha	1000	10	10:23.249	80.289	+44.690	+0.013	1:01.139	81.846	8
21	67	1300	Jason Brewster	Suzuki GSXR	750	10	10:24.089	80.181	+45.530	+0.840	1:00.759	82.358	8
22	73	1300	Stephen Taylor	Honda CBR	600	10	10:25.298	80.026	+46.739	+1.209	1:00.608	82.563	9
23	149	1300	Stephen Gibson	Yamaha R1	998	10	10:25.948	79.943	+47.389	+0.650	1:00.796	82.308	3
24	92	1300	Mark Ross	Triumph	675	10	10:26.864	79.826	+48.305	+0.916	1:00.808	82.292	9
25	79	1300	Daniel Moss	R & D GSXR	600	9	9:41.811	77.407	1 Lap	1 Lap	1:02.116	80.559	8
26	189	1300	Anthony Delaney	Yamaha	600	9	9:43.613	77.168	+1.802	+1.802	1:02.392	80.203	8

Margin of Victory

Avg. Speed

Best Lap Tm

Best Spd

Best Lap by

+4.736

86.491

56.942

87.879

[118] Pete Bradshaw

Printed: 01/03/2009 15:17:19

Licensed to: Saturn Timing Ltd

Chief of Timing & Scoring

WWW.EASTMIDLANDRACING.CO.UK

Orbits 3

www.amb-it.com

www.mylaps.com

Page 1/1

EMRA Club Championships - Round 1

Ducati Coventry JHP 175-1300cc Machines

Mallory Park 1.390 Miles

Race 10

01/03/2009 15:06

Race (10 Laps)

Lap	Lap Tm	Diff	Time of Day
(118) Pete Bradshaw			
1	-:--		15:07:30.296
2	56.942	-	15:08:27.238
3	57.139	+0.197	15:09:24.377
4	57.762	+0.820	15:10:22.139
5	57.502	+0.560	15:11:19.641
6	57.542	+0.600	15:12:17.183
7	57.216	+0.274	15:13:14.399
8	57.304	+0.362	15:14:11.703
9	57.316	+0.374	15:15:09.019
10	58.399	+1.457	15:16:07.418

Lap	Lap Tm	Diff	Time of Day
(144) Paul Townley			
1	-:--		15:07:33.149
2	58.176	+0.954	15:08:31.325
3	57.370	+0.148	15:09:28.695
4	57.602	+0.380	15:10:26.297
5	57.295	+0.073	15:11:23.592
6	57.804	+0.582	15:12:21.396
7	57.222	-	15:13:18.618
8	57.701	+0.479	15:14:16.319
9	57.567	+0.345	15:15:13.886
10	58.268	+1.046	15:16:12.154

Lap	Lap Tm	Diff	Time of Day
(157) Rob Wilson			
1	-:--		15:07:32.895
2	57.852	+0.347	15:08:30.747
3	57.794	+0.289	15:09:28.541
4	57.505	-	15:10:26.046
5	57.532	+0.027	15:11:23.578
6	1:00.576	+3.071	15:12:24.154
7	58.054	+0.549	15:13:22.208
8	58.139	+0.634	15:14:20.347
9	58.620	+1.115	15:15:18.967
10	57.585	+0.080	15:16:16.552

Lap	Lap Tm	Diff	Time of Day
(81) Aaron Brown			
1	-:--		15:07:34.265
2	59.306	+2.167	15:08:33.571
3	57.864	+0.725	15:09:31.435
4	57.849	+0.710	15:10:29.284
5	58.258	+1.119	15:11:27.542
6	58.156	+1.017	15:12:25.698
7	58.360	+1.221	15:13:24.058
8	57.139	-	15:14:21.197
9	57.943	+0.804	15:15:19.140
10	57.576	+0.437	15:16:16.716

Lap	Lap Tm	Diff	Time of Day
(53) Russell Burrows			
1	-:--		15:07:32.005
2	58.593	+0.873	15:08:30.598
3	58.982	+1.262	15:09:29.580
4	58.836	+1.116	15:10:28.416
5	58.059	+0.339	15:11:26.475
6	58.025	+0.305	15:12:24.500
7	58.122	+0.402	15:13:22.622
8	58.303	+0.583	15:14:20.925
9	58.988	+1.268	15:15:19.913
10	57.720	-	15:16:17.633

Lap	Lap Tm	Diff	Time of Day
(61) Dean Armstrong			
1	-:--		15:07:33.779
2	58.267	+0.523	15:08:32.046
3	58.159	+0.415	15:09:30.205
4	57.899	+0.155	15:10:28.104

Lap	Lap Tm	Diff	Time of Day
5	59.195	+1.451	15:11:27.299
6	58.349	+0.605	15:12:25.648
7	58.282	+0.538	15:13:23.930
8	58.073	+0.329	15:14:22.003
9	58.173	+0.429	15:15:20.176
10	57.744	-	15:16:17.920

Lap	Lap Tm	Diff	Time of Day
(68) Andrew Townley			
1	-:--		15:07:35.292
2	58.689	+0.914	15:08:33.981
3	58.410	+0.635	15:09:32.391
4	58.252	+0.477	15:10:30.643
5	58.608	+0.833	15:11:29.251
6	58.366	+0.591	15:12:27.617
7	58.181	+0.406	15:13:25.798
8	57.775	-	15:14:23.573
9	59.442	+1.667	15:15:23.015
10	59.729	+1.954	15:16:22.744

Lap	Lap Tm	Diff	Time of Day
(166) Matt Green			
1	-:--		15:07:36.747
2	1:00.180	+1.161	15:08:36.927
3	1:00.013	+0.994	15:09:36.940
4	1:00.132	+1.113	15:10:37.072
5	59.504	+0.485	15:11:36.576
6	59.039	+0.020	15:12:35.615
7	59.358	+0.339	15:13:34.973
8	59.737	+0.718	15:14:34.710
9	59.019	-	15:15:33.729
10	59.222	+0.203	15:16:32.951

Lap	Lap Tm	Diff	Time of Day
(69) Paul Bannister			
1	-:--		15:07:35.374
2	1:00.010	+0.500	15:08:35.384
3	59.553	+0.043	15:09:34.937
4	59.931	+0.421	15:10:34.868
5	59.902	+0.392	15:11:34.770
6	1:00.224	+0.714	15:12:34.994
7	1:00.564	+1.054	15:13:35.558
8	59.857	+0.347	15:14:35.415
9	59.803	+0.293	15:15:35.218
10	59.510	-	15:16:34.728

Lap	Lap Tm	Diff	Time of Day
(174) Wayne Dunford			
1	-:--		15:07:32.738
2	1:00.788	+0.849	15:08:33.526
3	1:00.503	+0.564	15:09:34.029
4	59.990	+0.051	15:10:34.019
5	1:00.001	+0.062	15:11:34.020
6	1:00.423	+0.484	15:12:34.443
7	59.971	+0.032	15:13:34.414
8	59.939	-	15:14:34.353
9	1:00.417	+0.478	15:15:34.770
10	1:00.122	+0.183	15:16:34.892

Lap	Lap Tm	Diff	Time of Day
(102) David Hampton			
1	-:--		15:07:36.615
2	1:00.654	+1.754	15:08:37.269
3	1:00.098	+1.198	15:09:37.367
4	1:00.313	+1.413	15:10:37.680
5	1:00.377	+1.477	15:11:38.057
6	59.744	+0.844	15:12:37.801
7	1:00.492	+1.592	15:13:38.293
8	59.025	+0.125	15:14:37.318
9	58.900	-	15:15:36.218
10	59.053	+0.153	15:16:35.271

Lap	Lap Tm	Diff	Time of Day
(101) Jon Leech			
1	-:--		15:07:37.602
2	1:00.488	+1.798	15:08:38.090
3	59.843	+1.153	15:09:37.933
4	1:00.612	+1.922	15:10:38.545
5	1:00.082	+1.392	15:11:38.627
6	59.420	+0.730	15:12:38.047
7	59.547	+0.857	15:13:37.594
8	59.261	+0.571	15:14:36.855
9	58.690	-	15:15:35.545
10	1:00.209	+1.519	15:16:35.754

Lap	Lap Tm	Diff	Time of Day
(100) Sam Smithson			
1	-:--		15:07:38.796
2	1:00.976	+1.660	15:08:39.772
3	59.877	+0.561	15:09:39.649
4	1:00.093	+0.777	15:10:39.742
5	1:00.050	+0.734	15:11:39.792
6	59.467	+0.151	15:12:39.259
7	59.623	+0.307	15:13:38.882
8	1:00.307	+0.991	15:14:39.189
9	1:00.287	+0.971	15:15:39.476
10	59.316	-	15:16:38.792

Lap	Lap Tm	Diff	Time of Day
(84) Phillip Copp			
1	-:--		15:07:35.864
2	1:00.176	+0.546	15:08:36.040
3	1:00.819	+1.189	15:09:36.859
4	1:00.935	+1.305	15:10:37.794
5	59.630	-	15:11:37.424
6	59.862	+0.232	15:12:37.286
7	59.983	+0.353	15:13:37.269
8	1:01.190	+1.560	15:14:38.459
9	1:00.632	+1.002	15:15:39.091
10	1:01.352	+1.722	15:16:40.443

Lap	Lap Tm	Diff	Time of Day
(62) Barrie Yeend			
1	-:--		15:07:39.473
2	1:01.557	+2.542	15:08:41.030
3	1:00.674	+1.659	15:09:41.704
4	1:01.361	+2.346	15:10:43.065
5	1:01.344	+2.329	15:11:44.409
6	59.917	+0.902	15:12:44.326
7	59.527	+0.512	15:13:43.853
8	59.531	+0.516	15:14:43.384
9	59.015	-	15:15:42.399
10	59.278	+0.263	15:16:41.677

Lap	Lap Tm	Diff	Time of Day
(124) Stuart Auckland			
1	-:--		15:07:40.719
2	1:01.960	+2.370	15:08:42.679
3	1:00.924	+1.334	15:09:43.603
4	1:00.449	+0.859	15:10:44.052
5	1:01.494	+1.904	15:11:45.546
6	1:01.829	+2.239	15:12:47.375
7	1:00.851	+1.261	15:13:48.226
8	1:01.371	+1.781	15:14:49.597
9	59.590	-	15:15:49.187
10	59.893	+0.303	15:16:49.080

Lap	Lap Tm	Diff	Time of Day
(59) Andy Carpenter			
1	-:--		15:07:39.093
2	1:01.229	+0.583	15:08:40.322
3	1:00.846	+0.200	15:09:41.168
4	1:01.680	+1.034	15:10:42.848

EMRA Club Championships - Round 1

Ducati Coventry JHP 175-1300cc Machines

Mallory Park 1.390 Miles

Race 10

01/03/2009 15:06

Race (10 Laps)

Lap	Lap Tm	Diff	Time of Day
5	1:01.446	+0.800	15:11:44.294
6	1:01.637	+0.991	15:12:45.931
7	1:00.866	+0.220	15:13:46.797
8	1:01.092	+0.446	15:14:47.889
9	1:00.646	-	15:15:48.535
10	1:02.038	+1.392	15:16:50.573

(90) Mark Wood

Lap	Lap Tm	Diff	Time of Day
1	-:--		15:07:40.425
2	1:02.067	+1.624	15:08:42.492
3	1:00.632	+0.189	15:09:43.124
4	1:00.565	+0.122	15:10:43.689
5	1:01.445	+1.002	15:11:45.134
6	1:01.485	+1.042	15:12:46.619
7	1:01.080	+0.637	15:13:47.699
8	1:00.443	-	15:14:48.142
9	1:00.585	+0.142	15:15:48.727
10	1:02.546	+2.103	15:16:51.273

(312) Martyn Lewins

Lap	Lap Tm	Diff	Time of Day
1	-:--		15:07:40.976
2	1:02.693	+2.207	15:08:43.669
3	1:01.879	+1.393	15:09:45.548
4	1:01.301	+0.815	15:10:46.849
5	1:01.192	+0.706	15:11:48.041
6	1:00.921	+0.435	15:12:48.962
7	1:00.662	+0.176	15:13:49.624
8	1:01.265	+0.779	15:14:50.889
9	1:00.486	-	15:15:51.375
10	1:00.720	+0.234	15:16:52.095

(180) Roger Titman

Lap	Lap Tm	Diff	Time of Day
1	-:--		15:07:38.081
2	1:01.184	+0.045	15:08:39.265
3	1:01.557	+0.418	15:09:40.822
4	1:01.785	+0.646	15:10:42.607
5	1:02.318	+1.179	15:11:44.925
6	1:01.319	+0.180	15:12:46.244
7	1:01.923	+0.784	15:13:48.167
8	1:01.139	-	15:14:49.306
9	1:01.497	+0.358	15:15:50.803
10	1:01.305	+0.166	15:16:52.108

(67) Jason Brewster

Lap	Lap Tm	Diff	Time of Day
1	-:--		15:07:39.120
2	1:02.358	+1.599	15:08:41.478
3	1:01.846	+1.087	15:09:43.324
4	1:01.223	+0.464	15:10:44.547
5	1:01.706	+0.947	15:11:46.253
6	1:02.080	+1.321	15:12:48.333
7	1:01.154	+0.395	15:13:49.487
8	1:00.759	-	15:14:50.246
9	1:00.781	+0.022	15:15:51.027
10	1:01.921	+1.162	15:16:52.948

(73) Stephen Taylor

Lap	Lap Tm	Diff	Time of Day
1	-:--		15:07:42.921
2	1:02.207	+1.599	15:08:45.128
3	1:00.649	+0.041	15:09:45.777
4	1:01.309	+0.701	15:10:47.086
5	1:01.298	+0.690	15:11:48.384
6	1:00.860	+0.252	15:12:49.244
7	1:01.976	+1.368	15:13:51.220
8	1:01.483	+0.875	15:14:52.703
9	1:00.608	-	15:15:53.311
10	1:00.846	+0.238	15:16:54.157

(149) Stephen Gibson

Lap	Lap Tm	Diff	Time of Day
1	-:--		15:07:42.056
2	1:01.202	+0.406	15:08:43.258
3	1:00.796	-	15:09:44.054
4	1:01.528	+0.732	15:10:45.582
5	1:01.054	+0.258	15:11:46.636
6	1:02.432	+1.636	15:12:49.068
7	1:02.000	+1.204	15:13:51.068
8	1:00.819	+0.023	15:14:51.887
9	1:01.897	+1.101	15:15:53.784
10	1:01.023	+0.227	15:16:54.807

(92) Mark Ross

Lap	Lap Tm	Diff	Time of Day
1	-:--		15:07:43.099
2	1:02.526	+1.718	15:08:45.625
3	1:01.332	+0.524	15:09:46.957
4	1:01.233	+0.425	15:10:48.190
5	1:01.456	+0.648	15:11:49.646
6	1:00.810	+0.002	15:12:50.456
7	1:01.221	+0.413	15:13:51.677
8	1:02.205	+1.397	15:14:53.882
9	1:00.808	-	15:15:54.690
10	1:01.033	+0.225	15:16:55.723

(79) Daniel Moss

Lap	Lap Tm	Diff	Time of Day
1	-:--		15:07:42.746
2	1:04.959	+2.843	15:08:47.705
3	1:05.124	+3.008	15:09:52.829
4	1:03.863	+1.747	15:10:56.692
5	1:03.066	+0.950	15:11:59.758
6	1:03.843	+1.727	15:13:03.601
7	1:02.768	+0.652	15:14:06.369
8	1:02.116	-	15:15:08.485
9	1:02.185	+0.069	15:16:10.670

(189) Anthony Delaney

Lap	Lap Tm	Diff	Time of Day
1	-:--		15:07:43.532
2	1:04.406	+2.014	15:08:47.938
3	1:03.877	+1.485	15:09:51.815
4	1:03.907	+1.515	15:10:55.722
5	1:03.576	+1.184	15:11:59.298
6	1:03.715	+1.323	15:13:03.013
7	1:03.684	+1.292	15:14:06.697
8	1:02.392	-	15:15:09.089
9	1:03.383	+0.991	15:16:12.472

EMRA Club Championships - Round 1

Lapchart

Ducati Coventry JHP 175-1300cc Machines

Mallory Park 1.390 Miles

Race 10

01/03/2009 15:06

Race (10 Laps)

Competitors	Laps									
	1	2	3	4	5	6	7	8	9	10
Pete Bradshaw (118)	1	118	118	118	118	118	118	118	118	118
Russell Burrrows (53)	2	53	53	157	157	157	144	144	144	144
Wayne Dunford (174)	3	174	157	144	144	144	157	157	157	157
Rob Wilson (157)	4	157	144	53	61	53	53	53	81	81
Paul Townley (144)	5	144	61	61	53	61	61	61	81	53
Dean Armstrong (61)	6	61	174	81	81	81	81	81	61	61
Aaron Brown (81)	7	81	81	68	68	68	68	68	68	68
Andrew Townley (68)	8	68	68	174	174	174	174	174	166	166
Paul Bannister (69)	9	69	69	69	69	69	69	166	166	174
Phillip Copp (84)	10	84	84	84	166	166	166	69	69	174
David Hampton (102)	11	102	166	166	102	84	84	84	101	101
Matt Green (166)	12	166	102	102	84	102	102	101	102	101
Jon Leech (101)	13	101	101	101	101	101	101	102	84	84
Roger Titman (180)	14	180	180	100	100	100	100	100	100	84
Sam Smithson (100)	15	100	100	180	180	59	62	62	62	62
Andy Carpenter (59)	16	59	59	59	59	62	59	59	59	124
Jason Brewster (67)	17	67	62	62	62	180	180	90	90	59
Barrie Yeend (62)	18	62	67	90	90	90	90	180	180	124
Mark Wood (90)	19	90	90	67	124	124	124	124	124	312
Stuart Auckland (124)	20	124	124	124	67	67	67	67	67	180
Martyn Lewins (312)	21	312	149	149	149	149	312	312	312	67
Stephen Gibson (149)	22	149	312	312	312	312	149	149	149	73
Daniel Moss (79)	23	79	73	73	73	73	73	73	73	149
Stephen Taylor (73)	24	73	92	92	92	92	92	92	92	92
Mark Ross (92)	25	92	79	189	189	189	189	79	79	79
Anthony Delaney (189)	26	189	189	79	79	79	79	189	189	189

EMRA Club Championships - Round 1

Sorted on Laps

Zion Motorsport F400 & EMRA Earlystocks

Mallory Park 1.390 Miles

Race 11

01/03/2009 15:21

Race (10 Laps)

Pos	No.	Class	Name	Make	Engine	Laps	Total Tm	Avg. Speed	Diff	Gap	Best Tm	Best Spd	In Lap
1	127	F400	Richard Saunders	Kawasaki XR	400	10	10:16.300	81.194	-	-	59.507	84.091	2
2	98	F400	James Simpson	JSR Kawasaki	400	10	10:26.991	79.810	+10.691	+10.691	1:01.257	81.689	8
3	77	F400	Ian Fletcher	Honda	400	10	10:28.206	79.655	+11.906	+1.215	1:01.746	81.042	6
4	120	F400	Daniel Brown	Kawasaki	400	10	10:28.782	79.582	+12.482	+0.576	1:01.072	81.936	8
5	169	F400	Mike Dorey	BMC Honda	400	10	10:32.457	79.120	+16.157	+3.675	59.832	83.634	6
6	3	F400	Simon Edmondson	RVF Honda	400	10	10:33.258	79.020	+16.958	+0.801	1:01.765	81.017	7
7	223	ESTX	Steve Long	Kawasaki	750	10	10:35.387	78.755	+19.087	+2.129	1:02.047	80.649	2
8	216	ESTX	Alec Gilfillan	Suzuki	1100	10	10:39.076	78.301	+22.776	+3.689	1:02.626	79.903	2
9	202	ESTX	Aidy Brennan	Suzuki	1000	10	10:45.595	77.510	+29.295	+6.519	1:02.952	79.489	9
10	114	F400	Sam Hornsey	Honda	400	10	10:45.669	77.501	+29.369	+0.074	1:02.546	80.005	6
11	134	F400	Justin Little	Honda	400	10	10:46.353	77.419	+30.053	+0.684	1:02.828	79.646	10
12	21	F400	Elliot Stevens	Yamaha	400	10	10:46.809	77.364	+30.509	+0.456	1:02.549	80.001	6
13	56	F400	Adam Hodgkinson	Honda	400	10	10:52.529	76.686	+36.229	+5.720	1:02.555	79.994	10
14	275	ESTX	Neil Myatt	Kawasaki	750	10	10:57.592	76.096	+41.292	+5.063	1:03.840	78.383	10
15	17	F400	Stephen Cullen	ZXR400	399	10	10:57.929	76.057	+41.629	+0.337	1:03.818	78.410	10
16	136	F400	Mark James	BMC Honda	400	10	11:19.335	73.660	+1:03.035	+21.406	1:05.855	75.985	10
17	170	F400	Richard Dorey	BMC Honda	400	10	11:20.598	73.524	+1:04.298	+1.263	1:05.857	75.983	6
18	179	F400	John Turner	Kawasaki ZXR	400	9	10:26.800	71.851	1 Lap	1 Lap	1:06.692	75.031	9
19	228	ESTX	Jonathan Mold	Kawasaki	750	9	10:31.950	71.265	+5.150	+5.150	1:08.026	73.560	9
20	226	ESTX	Colin Young	Yamaha	600	9	10:33.469	71.094	+6.669	+1.519	1:08.570	72.977	6
21	85	LC	John Hunt	Yamaha LC	250	9	10:44.791	69.846	+17.991	+11.322	1:10.156	71.327	9
22	20	LC	Andy Wilson	Yamaha 250LC	247	9	11:11.667	67.051	+44.867	+26.876	1:11.980	69.519	4
23	175	F400	Steve Setchell	RGV	250	9	11:19.648	66.264	+52.848	+7.981	1:12.625	68.902	9
24	288	ESTX	Daniel Bullin	Kawasaki	750	9	11:30.006	65.269	+1:03.206	+10.358	1:14.038	67.587	2
25	280	ESTX	Jason Woodland	Kawasaki	750	8	10:45.118	62.054	2 Laps	1 Lap	1:18.679	63.600	8
Not classified													
DNF	104	F400	Cameron Wilson	Suzuki SV	650	6	10:56.648	45.723	-	-	1:03.409	78.916	3

Margin of Victory	Avg. Speed	Best Lap Tm	Best Spd	Best Lap by
+10.691	81.194	59.507	84.091	[127] Richard Saunders

Printed: 01/03/2009 15:35:39

Licensed to: Saturn Timing Ltd

Chief of Timing & Scoring
WWW.EASTMIDLANDRACING.CO.UK

Orbits 3
www.amb-it.com
www.mylaps.com

EMRA Club Championships - Round 1


Zion Motorsport F400 & EMRA Earlystocks

Mallory Park 1.390 Miles

Race 11

01/03/2009 15:21

Race (10 Laps)



Lap	Lap Tm	Diff	Time of Day
(127) Richard Saunders			
1	-:--	-	15:22:40.605
2	59.507	-	15:23:40.112
3	59.807	+0.300	15:24:39.919
4	1:00.737	+1.230	15:25:40.656
5	1:01.046	+1.539	15:26:41.702
6	1:01.098	+1.591	15:27:42.800
7	1:00.778	+1.271	15:28:43.578
8	1:02.069	+2.562	15:29:45.647
9	1:00.661	+1.154	15:30:46.308
10	1:05.225	+5.718	15:31:51.533

Lap	Lap Tm	Diff	Time of Day
(98) James Simpson			
1	-:--	-	15:22:43.934
2	1:02.140	+0.883	15:23:46.074
3	1:01.789	+0.532	15:24:47.863
4	1:02.090	+0.833	15:25:49.953
5	1:02.784	+1.527	15:26:52.737
6	1:02.461	+1.204	15:27:55.198
7	1:02.142	+0.885	15:28:57.340
8	1:01.257	-	15:29:58.597
9	1:01.532	+0.275	15:31:00.129
10	1:02.095	+0.838	15:32:02.224

Lap	Lap Tm	Diff	Time of Day
(77) Ian Fletcher			
1	-:--	-	15:22:42.635
2	1:02.341	+0.595	15:23:44.976
3	1:02.021	+0.275	15:24:46.997
4	1:02.103	+0.357	15:25:49.100
5	1:02.683	+0.937	15:26:51.783
6	1:01.746	-	15:27:53.529
7	1:01.758	+0.012	15:28:55.287
8	1:02.940	+1.194	15:29:58.227
9	1:02.439	+0.693	15:31:00.666
10	1:02.773	+1.027	15:32:03.439

Lap	Lap Tm	Diff	Time of Day
(120) Daniel Brown			
1	-:--	-	15:22:44.072
2	1:02.523	+1.451	15:23:46.595
3	1:03.249	+2.177	15:24:49.844
4	1:03.472	+2.400	15:25:53.316
5	1:02.553	+1.481	15:26:55.869
6	1:01.474	+0.402	15:27:57.343
7	1:02.319	+1.247	15:28:59.662
8	1:01.072	-	15:30:00.734
9	1:01.676	+0.604	15:31:02.410
10	1:01.605	+0.533	15:32:04.015

Lap	Lap Tm	Diff	Time of Day
(169) Mike Dorey			
1	-:--	-	15:22:56.513
2	1:04.192	+4.360	15:24:00.705
3	1:00.940	+1.108	15:25:01.645
4	1:00.466	+0.634	15:26:02.111
5	1:02.028	+2.196	15:27:04.139
6	59.832	-	15:28:03.971
7	1:00.937	+1.105	15:29:04.908
8	59.957	+0.125	15:30:04.865
9	1:02.424	+2.592	15:31:07.289
10	1:00.401	+0.569	15:32:07.690

Lap	Lap Tm	Diff	Time of Day
(3) Simon Edmondson			
1	-:--	-	15:22:45.557
2	1:02.611	+0.846	15:23:48.168
3	1:02.500	+0.735	15:24:50.668
4	1:02.511	+0.746	15:25:53.179

Lap	Lap Tm	Diff	Time of Day
5	1:02.676	+0.911	15:26:55.855
6	1:02.622	+0.857	15:27:58.477
7	1:01.765	-	15:29:00.242
8	1:03.016	+1.251	15:30:03.258
9	1:02.945	+1.180	15:31:06.203
10	1:02.288	+0.523	15:32:08.491

Lap	Lap Tm	Diff	Time of Day
(223) Steve Long			
1	-:--	-	15:22:42.551
2	1:02.047	-	15:23:44.598
3	1:02.330	+0.283	15:24:46.928
4	1:02.806	+0.759	15:25:49.734
5	1:02.615	+0.568	15:26:52.349
6	1:03.559	+1.512	15:27:55.908
7	1:04.042	+1.995	15:28:59.950
8	1:03.097	+1.050	15:30:03.047
9	1:04.271	+2.224	15:31:07.318
10	1:03.302	+1.255	15:32:10.620

Lap	Lap Tm	Diff	Time of Day
(216) Alec Gilfillan			
1	-:--	-	15:22:45.112
2	1:02.626	-	15:23:47.738
3	1:03.416	+0.790	15:24:51.154
4	1:03.001	+0.375	15:25:54.155
5	1:04.381	+1.755	15:26:58.536
6	1:02.688	+0.062	15:28:01.224
7	1:03.330	+0.704	15:29:04.554
8	1:03.233	+0.607	15:30:07.787
9	1:02.871	+0.245	15:31:10.658
10	1:03.651	+1.025	15:32:14.309

Lap	Lap Tm	Diff	Time of Day
(202) Aidy Brennan			
1	-:--	-	15:22:47.137
2	1:04.346	+1.394	15:23:51.483
3	1:04.201	+1.249	15:24:55.684
4	1:03.818	+0.866	15:25:59.502
5	1:04.030	+1.078	15:27:03.532
6	1:03.496	+0.544	15:28:07.028
7	1:04.422	+1.470	15:29:11.450
8	1:03.116	+0.164	15:30:14.566
9	1:02.952	-	15:31:17.518
10	1:03.310	+0.358	15:32:20.828

Lap	Lap Tm	Diff	Time of Day
(114) Sam Hornsey			
1	-:--	-	15:22:50.769
2	1:04.721	+2.175	15:23:55.490
3	1:03.597	+1.051	15:24:59.087
4	1:02.569	+0.023	15:26:01.656
5	1:03.001	+0.455	15:27:04.657
6	1:02.546	-	15:28:07.203
7	1:04.433	+1.887	15:29:11.636
8	1:03.347	+0.801	15:30:14.983
9	1:03.268	+0.722	15:31:18.251
10	1:02.651	+0.105	15:32:20.902

Lap	Lap Tm	Diff	Time of Day
(134) Justin Little			
1	-:--	-	15:22:48.001
2	1:04.062	+1.234	15:23:52.063
3	1:04.748	+1.920	15:24:56.811
4	1:03.225	+0.397	15:26:00.036
5	1:04.584	+1.756	15:27:04.620
6	1:03.937	+1.109	15:28:08.557
7	1:04.029	+1.201	15:29:12.586
8	1:03.082	+0.254	15:30:15.668
9	1:03.090	+0.262	15:31:18.758
10	1:02.828	-	15:32:21.586

Lap	Lap Tm	Diff	Time of Day
(21) Elliot Stevens			
1	-:--	-	15:22:49.204
2	1:04.841	+2.292	15:23:54.045
3	1:03.233	+0.684	15:24:57.278
4	1:03.292	+0.743	15:26:00.570
5	1:03.554	+1.005	15:27:04.124
6	1:02.549	-	15:28:06.673
7	1:04.159	+1.610	15:29:10.832
8	1:03.764	+1.215	15:30:14.596
9	1:04.134	+1.585	15:31:18.730
10	1:03.312	+0.763	15:32:22.042

Lap	Lap Tm	Diff	Time of Day
(56) Adam Hodgkinson			
1	-:--	-	15:22:50.614
2	1:05.905	+3.350	15:23:56.519
3	1:04.559	+2.004	15:25:01.078
4	1:03.972	+1.417	15:26:05.050
5	1:03.113	+0.558	15:27:08.163
6	1:07.185	+4.630	15:28:15.348
7	1:02.992	+0.437	15:29:18.340
8	1:03.535	+0.980	15:30:21.875
9	1:03.332	+0.777	15:31:25.207
10	1:02.555	-	15:32:27.762

Lap	Lap Tm	Diff	Time of Day
(275) Neil Myatt			
1	-:--	-	15:22:46.461
2	1:05.057	+1.217	15:23:51.518
3	1:05.175	+1.335	15:24:56.693
4	1:04.806	+0.966	15:26:01.499
5	1:05.118	+1.278	15:27:06.617
6	1:05.176	+1.336	15:28:11.793
7	1:05.799	+1.959	15:29:17.592
8	1:05.319	+1.479	15:30:22.911
9	1:06.074	+2.234	15:31:28.985
10	1:03.840	-	15:32:32.825

Lap	Lap Tm	Diff	Time of Day
(17) Stephen Cullen			
1	-:--	-	15:22:49.022
2	1:05.974	+2.156	15:23:54.996
3	1:05.449	+1.631	15:25:00.445
4	1:05.548	+1.730	15:26:05.993
5	1:04.983	+1.165	15:27:10.976
6	1:05.953	+2.135	15:28:16.929
7	1:03.982	+0.164	15:29:20.911
8	1:03.849	+0.031	15:30:24.760
9	1:04.584	+0.766	15:31:29.344
10	1:03.818	-	15:32:33.162

Lap	Lap Tm	Diff	Time of Day
(136) Mark James			
1	-:--	-	15:22:54.355
2	1:08.833	+2.978	15:24:03.188
3	1:06.314	+0.459	15:25:09.502
4	1:06.707	+0.852	15:26:16.209
5	1:06.053	+0.198	15:27:22.262
6	1:06.907	+1.052	15:28:29.169
7	1:06.806	+0.951	15:29:35.975
8	1:06.310	+0.455	15:30:42.285
9	1:06.428	+0.573	15:31:48.713
10	1:05.855	-	15:32:54.568

Lap	Lap Tm	Diff	Time of Day
(170) Richard Dorey			
1	-:--	-	15:22:52.955
2	1:10.509	+4.652	15:24:03.464
3	1:07.140	+1.283	15:25:10.604
4	1:06.943	+1.086	15:26:17.547

EMRA Club Championships - Round 1

Zion Motorsport F400 & EMRA Earlystocks

Mallory Park 1.390 Miles

Race 11

01/03/2009 15:21

Race (10 Laps)

Lap	Lap Tm	Diff	Time of Day
5	1:06.292	+0.435	15:27:23.839
6	1:05.857	-	15:28:29.696
7	1:06.787	+0.930	15:29:36.483
8	1:06.592	+0.735	15:30:43.075
9	1:06.884	+1.027	15:31:49.959
10	1:05.872	+0.015	15:32:55.831

(179) John Turner

Lap	Lap Tm	Diff	Time of Day
1	-:--	-	15:22:55.308
2	1:09.925	+3.233	15:24:05.233
3	1:10.164	+3.472	15:25:15.397
4	1:08.489	+1.797	15:26:23.886
5	1:08.825	+2.133	15:27:32.711
6	1:08.049	+1.357	15:28:40.760
7	1:06.819	+0.127	15:29:47.579
8	1:07.762	+1.070	15:30:55.341
9	1:06.692	-	15:32:02.033

(228) Jonathan Mold

Lap	Lap Tm	Diff	Time of Day
1	-:--	-	15:22:53.904
2	1:10.600	+2.574	15:24:04.504
3	1:09.862	+1.836	15:25:14.366
4	1:09.148	+1.122	15:26:23.514
5	1:09.076	+1.050	15:27:32.590
6	1:08.975	+0.949	15:28:41.565
7	1:08.207	+0.181	15:29:49.772
8	1:09.385	+1.359	15:30:59.157
9	1:08.026	-	15:32:07.183

(226) Colin Young

Lap	Lap Tm	Diff	Time of Day
1	-:--	-	15:22:52.872
2	1:10.527	+1.957	15:24:03.399
3	1:10.334	+1.764	15:25:13.733
4	1:09.404	+0.834	15:26:23.137
5	1:09.184	+0.614	15:27:32.321
6	1:08.570	-	15:28:40.891
7	1:08.736	+0.166	15:29:49.627
8	1:10.400	+1.830	15:31:00.027
9	1:08.675	+0.105	15:32:08.702

(85) John Hunt

Lap	Lap Tm	Diff	Time of Day
1	-:--	-	15:22:54.576
2	1:10.515	+0.359	15:24:05.091
3	1:11.455	+1.299	15:25:16.546
4	1:10.238	+0.082	15:26:26.784
5	1:10.549	+0.393	15:27:37.333
6	1:10.654	+0.498	15:28:47.987
7	1:11.160	+1.004	15:29:59.147
8	1:10.721	+0.565	15:31:09.868
9	1:10.156	-	15:32:20.024

(20) Andy Wilson

Lap	Lap Tm	Diff	Time of Day
1	-:--	-	15:23:02.402
2	1:15.867	+3.887	15:24:18.269
3	1:12.188	+0.208	15:25:30.457
4	1:11.980	-	15:26:42.437
5	1:13.383	+1.403	15:27:55.820
6	1:12.855	+0.875	15:29:08.675
7	1:12.463	+0.483	15:30:21.138
8	1:13.432	+1.452	15:31:34.570
9	1:12.330	+0.350	15:32:46.900

(175) Steve Setchell

Lap	Lap Tm	Diff	Time of Day
1	-:--	-	15:22:58.969
2	1:14.251	+1.626	15:24:13.220
3	1:14.078	+1.453	15:25:27.298

Lap	Lap Tm	Diff	Time of Day
4	1:13.690	+1.065	15:26:40.988
5	1:12.814	+0.189	15:27:53.802
6	1:21.011	+8.386	15:29:14.813
7	1:13.455	+0.830	15:30:28.268
8	1:13.988	+1.363	15:31:42.256
9	1:12.625	-	15:32:54.881

(288) Daniel Bullin

Lap	Lap Tm	Diff	Time of Day
1	-:--	-	15:22:56.495
2	1:14.038	-	15:24:10.533
3	1:15.594	+1.556	15:25:26.127
4	1:16.037	+1.999	15:26:42.164
5	1:16.211	+2.173	15:27:58.375
6	1:18.130	+4.092	15:29:16.505
7	1:16.185	+2.147	15:30:32.690
8	1:15.607	+1.569	15:31:48.297
9	1:16.942	+2.904	15:33:05.239

(280) Jason Woodland

Lap	Lap Tm	Diff	Time of Day
1	-:--	-	15:23:02.627
2	1:19.289	+0.610	15:24:21.916
3	1:19.002	+0.323	15:25:40.918
4	1:19.163	+0.484	15:27:00.081
5	1:20.972	+2.293	15:28:21.053
6	1:19.699	+1.020	15:29:40.752
7	1:20.920	+2.241	15:31:01.672
8	1:18.679	-	15:32:20.351

(104) Cameron Wilson

Lap	Lap Tm	Diff	Time of Day
1	-:--	-	15:22:49.019
2	5:27.129	+4:23.720	15:28:16.148
3	1:03.409	-	15:29:19.557
4	1:03.985	+0.576	15:30:23.542
5	1:04.708	+1.299	15:31:28.250
6	1:03.631	+0.222	15:32:31.881

EMRA Club Championships - Round 1

Lapchart


Zion Motorsport F400 & EMRA Earlstocks

Mallory Park 1.390 Miles

Race 11

01/03/2009 15:21

Race (10 Laps)



Competitors	Laps									
	1	2	3	4	5	6	7	8	9	10
Richard Saunders (127)	127	127	127	127	127	127	127	127	127	127
Steve Long (223)	223	223	223	77	77	77	77	77	98	98
Ian Fletcher (77)	77	77	77	223	223	98	98	98	77	77
James Simpson (98)	98	98	98	98	98	223	120	120	120	120
Daniel Brown (120)	120	120	120	3	3	120	223	223	3	169
Alec Giffillan (216)	216	216	3	120	120	3	3	3	169	3
Simon Edmondson (3)	3	3	216	216	216	216	169	223	223	
Neil Myatt (275)	275	202	202	202	202	169	169	216	216	216
Aidy Brennan (202)	202	275	275	134	21	21	21	202	202	202
Justin Little (134)	134	134	134	21	169	202	202	21	114	114
Cameron Wilson (104)	104	21	21	275	134	114	114	114	21	134
Stephen Cullen (17)	17	17	114	114	114	134	134	134	134	21
Elliot Stevens (21)	21	114	17	169	275	275	275	56	56	56
Adam Hodgkinson (56)	56	56	56	56	56	56	56	275	275	275
Sam Hornsey (114)	114	169	169	17	17	17	17	17	17	17
Colin Young (226)	226	136	136	136	136	136	136	136	136	136
Richard Dorey (170)	170	226	170	170	170	170	170	170	170	170
Jonathan Mold (228)	228	170	226	226	226	179	179	179	179	
Mark James (136)	136	228	228	228	228	226	226	228	228	
John Hunt (85)	85	85	179	179	179	228	228	226	226	
John Turner (179)	179	179	85	85	85	85	85	85	85	
Daniel Bullin (288)	288	288	288	175	175	20	20	20	20	
Mike Dorey (169)	169	175	175	288	20	175	175	175	175	
Steve Setchell (175)	175	20	20	20	288	288	288	288	288	
Andy Wilson (20)	20	280	280	280	280	280	280	280		
Jason Woodland (280)	280	104	104	104	104	104				

EMRA Club Championships - Round 1

Sorted on Laps

Buildbase Mallory Trophy

Mallory Park 1.390 Miles

Race 12

01/03/2009 15:38

Race (10 Laps)

Pos	No.	Class	Name	Make	Engine	Laps	Total Tm	Avg. Speed	Diff	Gap	Best Tm	Best Spd	In Lap
1	47	BB	Paul Curran	Kawasaki	1000	10	9:19.897	89.374	-	-	54.905	91.139	5
2	41	BB	Mark Littler	Laser Kawasaki	1000	10	9:23.506	88.801	+3.609	+3.609	55.089	90.835	7
3	118	BB	Pete Bradshaw	Co-Ordit Yamaha F	1000	10	9:33.715	87.221	+13.818	+10.209	56.380	88.755	4
4	55	BB	Leon Jeacock	BMC Yamaha	600	10	9:34.118	87.160	+14.221	+0.403	56.673	88.296	5
5	144	BB	Paul Townley	Suzuki	1000	10	9:37.281	86.682	+17.384	+3.163	56.829	88.054	7
6	28	BB	Philip Brooks	Yamaha R1	998	10	9:38.556	86.491	+18.659	+1.275	56.518	88.538	6
7	81	BB	Aaron Brown	Yamaha	600	10	9:42.068	85.969	+22.171	+3.512	56.498	88.570	7
8	53	BB	Russell Burrows	Suzuki	1000	10	9:43.428	85.769	+23.531	+1.360	57.042	87.725	10
9	89	BB	Stephen Gillings	Yamaha	600	10	9:44.635	85.592	+24.738	+1.207	56.943	87.877	8
10	107	BB	Tom Meehan	Yamaha	600	10	9:45.105	85.523	+25.208	+0.470	56.812	88.080	7
11	511	BB	Wayne Sutton	Kawasaki	600	10	9:47.943	85.110	+28.046	+2.838	57.529	86.982	3
12	157	BB	Rob Wilson	Kawasaki ZX10	1000	10	9:51.751	84.563	+31.854	+3.808	56.993	87.800	4
13	102	BB	David Hampton	Honda RS	250	10	9:55.134	84.082	+35.237	+3.383	56.994	87.799	9
14	61	BB	Dean Armstrong	Yamaha R6	600	10	9:58.555	83.601	+38.658	+3.421	58.121	86.096	10
15	126	BB	Dean Young	Yamaha R6	600	10	10:04.629	82.761	+44.732	+6.074	59.045	84.749	7
16	166	BB	Matt Green	Kawasaki	1000	10	10:05.699	82.615	+45.802	+1.070	58.629	85.350	7
17	84	BB	Phillip Copp	Suzuki L5	1000	10	10:07.164	82.416	+47.267	+1.465	59.272	84.424	5
18	69	BB	Paul Bannister	Triumph	675	10	10:09.959	82.038	+50.062	+2.795	59.114	84.650	5
19	26	BB	Mark Woodburn	Honda	600	10	10:10.047	82.026	+50.150	+0.088	59.548	84.033	7
20	124	BB	Stuart Auckland	Suzuki	1000	10	10:12.226	81.735	+52.329	+2.179	59.345	84.320	5
21	62	BB	Barrie Yeend	Yamaha R6	600	10	10:16.810	81.127	+56.913	+4.584	1:00.036	83.350	4
22	149	BB	Stephen Gibson	Yamaha R1	998	10	10:17.795	80.998	+57.898	+0.985	1:00.096	83.267	9
23	11	BB	Gordon Scott	Suzuki	1000	10	10:18.752	80.872	+58.855	+0.957	1:00.615	82.554	4
24	92	BB	Mark Ross	Triumph	675	10	10:20.031	80.706	+1:00.134	+1.279	1:00.453	82.775	4
25	46	BB	Andrew Nicholson	Honda CBR	600	9	9:23.172	79.968	1 Lap	1 Lap	1:00.106	83.253	7
26	312	BB	Martyn Lewins	Yamaha	1000	9	9:26.774	79.460	+3.602	+3.602	1:00.323	82.953	7
27	59	BB	Andy Carpenter	Honda Fireblade	1000	9	9:27.211	79.399	+4.039	+0.437	1:00.974	82.068	3
28	52	BB	Martin Townsend	Honda Fireblade	1000	9	9:33.647	78.508	+10.475	+6.436	1:02.108	80.569	8
Not classified													
DNF	7	BB	Brent Barnes	Yamaha R1	1000	3	3:22.736	74.047	-	-	1:04.163	77.989	2

Announcements

No 157 10 second penalty jump start

Margin of Victory	Avg. Speed	Best Lap Tm	Best Spd	Best Lap by
+3.609	89.374	54.905	91.139	[47] Paul Curran

Printed: 01/03/2009 17:01:25

Licensed to: Saturn Timing Ltd

Chief of Timing & Scoring
WWW.EASTMIDLANDRACING.CO.UK

Orbits 3
www.amb-it.com
www.mylaps.com

EMRA Club Championships - Round 1

Buildbase Mallory Trophy

Mallory Park 1.390 Miles

Race 12

01/03/2009 15:38

Race (10 Laps)

Lap	Lap Tm	Diff	Time of Day
(47) Paul Curran			
1	-:--		15:39:58.037
2	56.549	+1.644	15:40:54.586
3	55.954	+1.049	15:41:50.540
4	55.191	+0.286	15:42:45.731
5	54.905	-	15:43:40.636
6	55.278	+0.373	15:44:35.914
7	55.337	+0.432	15:45:31.251
8	55.068	+0.163	15:46:26.319
9	55.874	+0.969	15:47:22.193
10	54.974	+0.069	15:48:17.167

Lap	Lap Tm	Diff	Time of Day
(41) Mark Littler			
1	-:--		15:39:58.141
2	56.535	+1.446	15:40:54.676
3	55.901	+0.812	15:41:50.577
4	55.536	+0.447	15:42:46.113
5	55.254	+0.165	15:43:41.367
6	55.129	+0.040	15:44:36.496
7	55.089	-	15:45:31.585
8	55.723	+0.634	15:46:27.308
9	55.804	+0.715	15:47:23.112
10	57.664	+2.575	15:48:20.776

Lap	Lap Tm	Diff	Time of Day
(118) Pete Bradshaw			
1	-:--		15:39:59.432
2	56.786	+0.406	15:40:56.218
3	56.785	+0.405	15:41:53.003
4	56.380	-	15:42:49.383
5	56.914	+0.534	15:43:46.297
6	56.677	+0.297	15:44:42.974
7	57.401	+1.021	15:45:40.375
8	56.927	+0.547	15:46:37.302
9	56.679	+0.299	15:47:33.981
10	57.004	+0.624	15:48:30.985

Lap	Lap Tm	Diff	Time of Day
(55) Leon Jeacock			
1	-:--		15:39:58.868
2	57.088	+0.415	15:40:55.956
3	56.930	+0.257	15:41:52.886
4	57.395	+0.722	15:42:50.281
5	56.673	-	15:43:46.954
6	56.818	+0.145	15:44:43.772
7	57.249	+0.576	15:45:41.021
8	56.820	+0.147	15:46:37.841
9	56.676	+0.003	15:47:34.517
10	56.871	+0.198	15:48:31.388

Lap	Lap Tm	Diff	Time of Day
(144) Paul Townley			
1	-:--		15:39:59.921
2	57.380	+0.551	15:40:57.301
3	57.313	+0.484	15:41:54.614
4	57.403	+0.574	15:42:52.017
5	57.323	+0.494	15:43:49.340
6	57.127	+0.298	15:44:46.467
7	56.829	-	15:45:43.296
8	56.987	+0.158	15:46:40.283
9	57.117	+0.288	15:47:37.400
10	57.151	+0.322	15:48:34.551

Lap	Lap Tm	Diff	Time of Day
(28) Philip Brooks			
1	-:--		15:40:01.777
2	57.429	+0.911	15:40:58.606
3	57.413	+0.895	15:41:56.019
4	57.297	+0.779	15:42:53.316

Lap	Lap Tm	Diff	Time of Day
5	58.324	+1.806	15:43:51.640
6	56.518	-	15:44:48.158
7	57.545	+1.027	15:45:45.703
8	56.644	+0.126	15:46:42.347
9	56.778	+0.260	15:47:39.125
10	56.701	+0.183	15:48:35.826

Lap	Lap Tm	Diff	Time of Day
(81) Aaron Brown			
1	-:--		15:40:02.916
2	57.903	+1.405	15:41:00.819
3	57.347	+0.849	15:41:58.166
4	57.551	+1.053	15:42:55.717
5	57.359	+0.861	15:43:53.076
6	56.772	+0.274	15:44:49.848
7	56.498	-	15:45:46.346
8	57.311	+0.813	15:46:43.657
9	57.431	+0.933	15:47:41.088
10	58.250	+1.752	15:48:39.338

Lap	Lap Tm	Diff	Time of Day
(53) Russell Burrows			
1	-:--		15:40:01.643
2	58.088	+1.046	15:40:59.731
3	57.806	+0.764	15:41:57.537
4	57.535	+0.493	15:42:55.072
5	57.910	+0.868	15:43:52.982
6	57.866	+0.824	15:44:50.848
7	57.865	+0.823	15:45:48.713
8	57.730	+0.688	15:46:46.443
9	57.213	+0.171	15:47:43.656
10	57.042	-	15:48:40.698

Lap	Lap Tm	Diff	Time of Day
(89) Stephen Gillings			
1	-:--		15:40:02.208
2	58.467	+1.524	15:41:00.675
3	57.972	+1.029	15:41:58.647
4	57.808	+0.865	15:42:56.455
5	57.883	+0.940	15:43:54.338
6	57.842	+0.899	15:44:52.180
7	57.626	+0.683	15:45:49.806
8	56.943	-	15:46:46.749
9	57.409	+0.466	15:47:44.158
10	57.747	+0.804	15:48:41.905

Lap	Lap Tm	Diff	Time of Day
(107) Tom Meehan			
1	-:--		15:40:04.071
2	1:00.032	+3.220	15:41:04.103
3	57.674	+0.862	15:42:01.777
4	57.571	+0.759	15:42:59.348
5	57.548	+0.736	15:43:56.896
6	56.894	+0.082	15:44:53.790
7	56.812	-	15:45:50.602
8	57.761	+0.949	15:46:48.363
9	57.041	+0.229	15:47:45.404
10	56.971	+0.159	15:48:42.375

Lap	Lap Tm	Diff	Time of Day
(511) Wayne Sutton			
1	-:--		15:40:01.727
2	58.555	+1.026	15:41:00.282
3	57.529	-	15:41:57.811
4	57.796	+0.267	15:42:55.607
5	58.258	+0.729	15:43:53.865
6	58.169	+0.640	15:44:52.034
7	58.204	+0.675	15:45:50.238
8	58.664	+1.135	15:46:48.902
9	58.014	+0.485	15:47:46.916
10	58.297	+0.768	15:48:45.213

Lap	Lap Tm	Diff	Time of Day
(157) Rob Wilson			
1	-:--		15:40:00.465
2	57.519	+0.526	15:40:57.984
3	57.376	+0.383	15:41:55.360
4	56.993	-	15:42:52.353
5	57.717	+0.724	15:43:50.070
6	57.480	+0.487	15:44:47.550
7	57.797	+0.804	15:45:45.347
8	57.936	+0.943	15:46:43.283
9	57.692	+0.699	15:47:40.975
10	58.046	+1.053	15:48:39.021

Lap	Lap Tm	Diff	Time of Day
(102) David Hampton			
1	-:--		15:40:07.028
2	1:00.485	+3.491	15:41:07.513
3	59.905	+2.911	15:42:07.418
4	59.076	+2.082	15:43:06.494
5	58.929	+1.935	15:44:05.423
6	57.592	+0.598	15:45:03.015
7	57.398	+0.404	15:46:00.413
8	57.501	+0.507	15:46:57.914
9	56.994	-	15:47:54.908
10	57.496	+0.502	15:48:52.404

Lap	Lap Tm	Diff	Time of Day
(61) Dean Armstrong			
1	-:--		15:40:02.869
2	1:02.104	+3.983	15:41:04.973
3	59.488	+1.367	15:42:04.461
4	59.265	+1.144	15:43:03.726
5	58.924	+0.803	15:44:02.650
6	58.427	+0.306	15:45:01.077
7	59.022	+0.901	15:46:00.099
8	59.231	+1.110	15:46:59.330
9	58.374	+0.253	15:47:57.704
10	58.121	-	15:48:55.825

Lap	Lap Tm	Diff	Time of Day
(126) Dean Young			
1	-:--		15:40:03.785
2	1:00.263	+1.218	15:41:04.048
3	1:01.017	+1.972	15:42:05.065
4	59.629	+0.584	15:43:04.694
5	59.588	+0.543	15:44:04.282
6	59.162	+0.117	15:45:03.444
7	59.045	-	15:46:02.489
8	59.569	+0.524	15:47:02.058
9	59.821	+0.776	15:48:01.879
10	1:00.020	+0.975	15:49:01.899

Lap	Lap Tm	Diff	Time of Day
(166) Matt Green			
1	-:--		15:40:06.000
2	1:01.166	+2.537	15:41:07.166
3	59.477	+0.848	15:42:06.643
4	59.303	+0.674	15:43:05.946
5	59.138	+0.509	15:44:05.084
6	1:01.426	+2.797	15:45:06.510
7	58.629	-	15:46:05.139
8	59.160	+0.531	15:47:04.299
9	59.552	+0.923	15:48:03.851
10	59.118	+0.489	15:49:02.969

Lap	Lap Tm	Diff	Time of Day
(84) Phillip Copp			
1	-:--		15:40:04.028
2	1:01.183	+1.911	15:41:05.211
3	1:00.277	+1.005	15:42:05.488
4	59.804	+0.532	15:43:05.292

EMRA Club Championships - Round 1

Buildbase Mallory Trophy

Mallory Park 1.390 Miles

Race 12

01/03/2009 15:38

Race (10 Laps)

Lap	Lap Tm	Diff	Time of Day
5	59.272	-	15:44:04.564
6	59.818	+0.546	15:45:04.382
7	59.640	+0.368	15:46:04.022
8	59.816	+0.544	15:47:03.838
9	59.823	+0.551	15:48:03.661
10	1:00.773	+1.501	15:49:04.434

(69) Paul Bannister

1	-:---		15:40:05.765
2	1:00.905	+1.791	15:41:06.670
3	1:00.621	+1.507	15:42:07.291
4	59.940	+0.826	15:43:07.231
5	59.114	-	15:44:06.345
6	59.717	+0.603	15:45:06.062
7	1:00.163	+1.049	15:46:06.225
8	1:00.556	+1.442	15:47:06.781
9	59.980	+0.866	15:48:06.761
10	1:00.468	+1.354	15:49:07.229

(26) Mark Woodburn

1	-:---		15:40:05.904
2	1:01.119	+1.571	15:41:07.023
3	1:00.996	+1.448	15:42:08.019
4	59.928	+0.380	15:43:07.947
5	59.788	+0.240	15:44:07.735
6	59.987	+0.439	15:45:07.722
7	59.548	-	15:46:07.270
8	1:00.042	+0.494	15:47:07.312
9	1:00.043	+0.495	15:48:07.355
10	59.962	+0.414	15:49:07.317

(124) Stuart Auckland

1	-:---		15:40:07.962
2	1:01.140	+1.795	15:41:09.102
3	1:00.270	+0.925	15:42:09.372
4	59.630	+0.285	15:43:09.002
5	59.345	-	15:44:08.347
6	1:00.247	+0.902	15:45:08.594
7	59.787	+0.442	15:46:08.381
8	1:00.291	+0.946	15:47:08.672
9	1:00.173	+0.828	15:48:08.845
10	1:00.651	+1.306	15:49:09.496

(62) Barrie Yeend

1	-:---		15:40:07.691
2	1:02.009	+1.973	15:41:09.700
3	1:00.396	+0.360	15:42:10.096
4	1:00.036	-	15:43:10.132
5	1:01.064	+1.028	15:44:11.196
6	1:01.121	+1.085	15:45:12.317
7	1:00.252	+0.216	15:46:12.569
8	1:00.948	+0.912	15:47:13.517
9	1:00.351	+0.315	15:48:13.868
10	1:00.212	+0.176	15:49:14.080

(149) Stephen Gibson

1	-:---		15:40:09.340
2	1:01.533	+1.437	15:41:10.873
3	1:00.811	+0.715	15:42:11.684
4	1:00.856	+0.760	15:43:12.540
5	1:00.098	+0.002	15:44:12.638
6	1:01.135	+1.039	15:45:13.773
7	1:00.628	+0.532	15:46:14.401
8	1:00.247	+0.151	15:47:14.648
9	1:00.096	-	15:48:14.744
10	1:00.321	+0.225	15:49:15.065

Lap	Lap Tm	Diff	Time of Day
(11) Gordon Scott			
1	-:---		15:40:06.638
2	1:01.453	+0.838	15:41:08.091
3	1:00.675	+0.060	15:42:08.766
4	1:00.615	-	15:43:09.381
5	1:00.709	+0.094	15:44:10.090
6	1:01.140	+0.525	15:45:11.230
7	1:01.112	+0.497	15:46:12.342
8	1:01.948	+1.333	15:47:14.290
9	1:00.964	+0.349	15:48:15.254
10	1:00.768	+0.153	15:49:16.022

(92) Mark Ross

1	-:---		15:40:08.851
2	1:00.983	+0.530	15:41:09.834
3	1:00.582	+0.129	15:42:10.416
4	1:00.453	-	15:43:10.869
5	1:01.027	+0.574	15:44:11.896
6	1:00.888	+0.435	15:45:12.784
7	1:01.187	+0.734	15:46:13.971
8	1:01.355	+0.902	15:47:15.326
9	1:00.811	+0.358	15:48:16.137
10	1:01.164	+0.711	15:49:17.301

(46) Andrew Nicholson

1	-:---		15:40:10.033
2	1:03.269	+3.163	15:41:13.302
3	1:03.189	+3.083	15:42:16.491
4	1:02.112	+2.006	15:43:18.603
5	1:00.879	+0.773	15:44:19.482
6	1:00.380	+0.274	15:45:19.862
7	1:00.106	-	15:46:19.968
8	1:00.339	+0.233	15:47:20.307
9	1:00.135	+0.029	15:48:20.442

(312) Martyn Lewins

1	-:---		15:40:10.939
2	1:01.963	+1.640	15:41:12.902
3	1:02.678	+2.355	15:42:15.580
4	1:02.609	+2.286	15:43:18.189
5	1:01.837	+1.514	15:44:20.026
6	1:00.990	+0.667	15:45:21.016
7	1:00.323	-	15:46:21.339
8	1:01.111	+0.788	15:47:22.450
9	1:01.594	+1.271	15:48:24.044

(59) Andy Carpenter

1	-:---		15:40:08.824
2	1:01.716	+0.742	15:41:10.540
3	1:00.974	-	15:42:11.514
4	1:02.199	+1.225	15:43:13.713
5	1:02.170	+1.196	15:44:15.883
6	1:02.282	+1.308	15:45:18.165
7	1:01.806	+0.832	15:46:19.971
8	1:02.549	+1.575	15:47:22.520
9	1:01.961	+0.987	15:48:24.481

(52) Martin Townsend

1	-:---		15:40:09.711
2	1:02.921	+0.813	15:41:12.632
3	1:03.806	+1.698	15:42:16.438
4	1:03.088	+0.980	15:43:19.526
5	1:02.310	+0.202	15:44:21.836
6	1:02.188	+0.080	15:45:24.024
7	1:02.434	+0.326	15:46:26.458

Lap	Lap Tm	Diff	Time of Day
8	1:02.108	-	15:47:28.566
9	1:02.351	+0.243	15:48:30.917
(7) Brent Barnes			
1	-:---		15:40:11.339
2	1:04.163	-	15:41:15.502
3	1:04.504	+0.341	15:42:20.006

EMRA Club Championships - Round 1

Lapchart


Buildbase Mallory Trophy

Mallory Park 1.390 Miles

Race 12

01/03/2009 15:38

Race (10 Laps)



Competitors	Laps									
	1	2	3	4	5	6	7	8	9	10
Paul Curran (47)	1	47	47	47	47	47	47	47	47	47
Mark Littler (41)	2	41	41	41	41	41	41	41	41	41
Leon Jeacock (55)	3	55	55	55	118	118	118	118	118	118
Pete Bradshaw (118)	4	118	118	118	55	55	55	55	55	55
Paul Townley (144)	5	144	144	144	144	144	144	144	144	144
Rob Wilson (157)	6	157	157	157	157	157	157	28	28	28
Philip Brooks (28)	7	28	28	28	28	28	28	157	157	157
Russell Burrows (53)	8	53	53	53	53	81	81	81	81	81
Wayne Sutton (511)	9	511	511	511	81	53	53	53	53	53
Stephen Gillings (89)	10	89	89	81	81	511	511	89	89	89
Dean Armstrong (61)	11	61	81	89	89	89	89	511	107	107
Aaron Brown (81)	12	81	126	107	107	107	107	511	511	511
Dean Young (126)	13	126	107	61	61	61	61	102	102	102
Phillip Copp (84)	14	84	61	126	126	102	102	61	61	61
Tom Meehan (107)	15	107	84	84	84	84	126	126	126	126
Paul Bannister (69)	16	69	69	166	166	166	84	84	84	166
Mark Woodburn (26)	17	26	26	69	102	102	69	166	166	84
Matt Green (166)	18	166	166	102	69	69	166	69	69	69
Gordon Scott (11)	19	11	102	26	26	26	26	26	26	26
David Hampton (102)	20	102	11	11	124	124	124	124	124	124
Barrie Yeend (62)	21	62	124	124	11	11	11	11	62	62
Stuart Auckland (124)	22	124	62	62	62	62	62	11	149	149
Andy Carpenter (59)	23	59	92	92	92	92	92	149	11	11
Mark Ross (92)	24	92	59	59	149	149	149	92	92	92
Stephen Gibson (149)	25	149	149	149	59	59	59	46	46	46
Martin Townsend (52)	26	52	52	312	312	46	46	59	312	312
Andrew Nicholson (46)	27	46	312	52	46	312	312	59	59	59
Martyn Lewins (312)	28	312	46	46	52	52	52	52	52	52
Brent Barnes (7)	29	7	7	7						

EMRA Club Championships - Round 1

Sorted on Laps

EMRA Sidecars

Mallory Park 1.390 Miles

Race 13

01/03/2009 15:56

Race (10 Laps)

Pos	No.	Class	Name	Make	Engine	Laps	Total Tm	Avg. Speed	Diff	Gap	Best Tm	Best Spd	In Lap
1	48	F11	Dongworth /Partridge	Ireson	600	10	9:39.805	86.305	-	-	55.642	89.932	3
2	56	F11	Currie /Biggs	LCR Yamaha	600	10	9:48.083	85.090	+8.278	+8.278	58.055	86.194	5
3	32	F11	Cookson/Cookson	Honda	600	10	10:05.187	82.685	+25.382	+17.104	59.482	84.126	3
4	34	F11	Hadcock /Hibberd	Shellbourne	600	10	10:19.283	80.803	+39.478	+14.096	1:00.568	82.618	6
5	27	F11	Banks /Brogan	Baker	600	10	10:21.605	80.501	+41.800	+2.322	1:01.227	81.729	7
6	10	F11	Lindley /Sayers	Bellas Yamaha	600	10	10:27.517	79.743	+47.712	+5.912	58.365	85.736	5
7	64	F11	King / Moore	Ireson Honda	600	10	10:28.466	79.622	+48.661	+0.949	1:01.493	81.375	9
8	14	F1	Millington /Salmon	LCR	998	9	9:40.861	77.533	1 Lap	1 Lap	1:02.009	80.698	4
9	81	F11	Daykin /Daykin	Windle Yamaha	600	9	9:45.304	76.945	+4.443	+4.443	1:03.605	78.673	5
10	28	F11	Roberts /Roberts	Kawasaki	600	9	9:46.394	76.802	+5.533	+1.090	1:03.291	79.063	3
11	15	F11	Susans /Susans			9	10:31.008	71.372	+50.147	+44.614	1:08.717	72.820	7

Not classified

DNF	1	F1	Bird /Roberts	Kepston Kawasaki	1000	4	4:10.917	79.771	-	-	59.030	84.770	4
-----	---	----	---------------	------------------	------	---	----------	--------	---	---	--------	--------	---

Margin of Victory	Avg. Speed	Best Lap Tm	Best Spd	Best Lap by
+8.278	86.305	55.642	89.932	[48] Dongworth /Partridge

Printed: 01/03/2009 16:06:51

Licensed to: Saturn Timing Ltd

Chief of Timing & Scoring
WWW.EASTMIDLANDRACING.CO.UK

Orbits 3
www.amb-it.com
www.mylaps.com

EMRA Club Championships - Round 1

EMRA Sidecars

Mallory Park 1.390 Miles

Race 13

01/03/2009 15:56

Race (10 Laps)

Lap	Lap Tm	Diff	Time of Day
(48) Dongworth /Partridge			
1	-:--		15:57:03.499
2	55.943	+0.301	15:57:59.442
3	55.642	-	15:58:55.084
4	56.014	+0.372	15:59:51.098
5	56.655	+1.013	16:00:47.753
6	56.247	+0.605	16:01:44.000
7	56.115	+0.473	16:02:40.115
8	1:02.029	+6.387	16:03:42.144
9	1:00.727	+5.085	16:04:42.871
10	59.954	+4.312	16:05:42.825

Lap	Lap Tm	Diff	Time of Day
(56) Currie /Biggs			
1	-:--		15:57:05.804
2	58.089	+0.034	15:58:03.893
3	58.187	+0.132	15:59:02.080
4	58.468	+0.413	16:00:00.548
5	58.055	-	16:00:58.603
6	58.858	+0.803	16:01:57.461
7	58.374	+0.319	16:02:55.835
8	58.065	+0.010	16:03:53.900
9	58.687	+0.632	16:04:52.587
10	58.516	+0.461	16:05:51.103

Lap	Lap Tm	Diff	Time of Day
(32) Cookson/Cookson			
1	-:--		15:57:07.892
2	1:00.177	+0.695	15:58:08.069
3	59.482	-	15:59:07.551
4	1:00.056	+0.574	16:00:07.607
5	59.682	+0.200	16:01:07.289
6	1:00.012	+0.530	16:02:07.301
7	1:00.219	+0.737	16:03:07.520
8	1:00.403	+0.921	16:04:07.923
9	1:00.221	+0.739	16:05:08.144
10	1:00.063	+0.581	16:06:08.207

Lap	Lap Tm	Diff	Time of Day
(34) Hadcock /Hibberd			
1	-:--		15:57:10.989
2	1:00.995	+0.427	15:58:11.984
3	1:01.192	+0.624	15:59:13.176
4	1:00.718	+0.150	16:00:13.894
5	1:01.227	+0.659	16:01:15.121
6	1:00.568	-	16:02:15.689
7	1:00.729	+0.161	16:03:16.418
8	1:01.182	+0.614	16:04:17.600
9	1:02.900	+2.332	16:05:20.500
10	1:01.803	+1.235	16:06:22.303

Lap	Lap Tm	Diff	Time of Day
(27) Banks /Brogan			
1	-:--		15:57:11.435
2	1:01.646	+0.419	15:58:13.081
3	1:01.453	+0.226	15:59:14.534
4	1:01.417	+0.190	16:00:15.951
5	1:01.502	+0.275	16:01:17.453
6	1:01.325	+0.098	16:02:18.778
7	1:01.227	-	16:03:20.005
8	1:01.362	+0.135	16:04:21.367
9	1:01.586	+0.359	16:05:22.953
10	1:01.672	+0.445	16:06:24.625

Lap	Lap Tm	Diff	Time of Day
(10) Lindley /Sayers			
1	-:--		15:57:06.386
2	1:29.762	+31.397	15:58:36.148
3	59.725	+1.360	15:59:35.873
4	58.600	+0.235	16:00:34.473

Lap	Lap Tm	Diff	Time of Day
5	58.365	-	16:01:32.838
6	1:01.879	+3.514	16:02:34.717
7	58.720	+0.355	16:03:33.437
8	58.531	+0.166	16:04:31.968
9	58.778	+0.413	16:05:30.746
10	59.791	+1.426	16:06:30.537

Lap	Lap Tm	Diff	Time of Day
(64) King / Moore			
1	-:--		15:57:12.529
2	1:02.571	+1.078	15:58:15.100
3	1:02.599	+1.106	15:59:17.699
4	1:01.583	+0.090	16:00:19.282
5	1:01.918	+0.425	16:01:21.200
6	1:02.185	+0.692	16:02:23.385
7	1:02.197	+0.704	16:03:25.582
8	1:01.709	+0.216	16:04:27.291
9	1:01.493	-	16:05:28.784
10	1:02.702	+1.209	16:06:31.486

Lap	Lap Tm	Diff	Time of Day
(14) Millington /Salmon			
1	-:--		15:57:13.525
2	1:02.629	+0.620	15:58:16.154
3	1:02.321	+0.312	15:59:18.475
4	1:02.009	-	16:00:20.484
5	1:02.655	+0.646	16:01:23.139
6	1:05.137	+3.128	16:02:28.276
7	1:05.224	+3.215	16:03:33.500
8	1:04.544	+2.535	16:04:38.044
9	1:05.837	+3.828	16:05:43.881

Lap	Lap Tm	Diff	Time of Day
(81) Daykin /Daykin			
1	-:--		15:57:15.316
2	1:05.402	+1.797	15:58:20.718
3	1:04.333	+0.728	15:59:25.051
4	1:03.823	+0.218	16:00:28.874
5	1:03.605	-	16:01:32.479
6	1:03.605	-	16:02:36.084
7	1:03.752	+0.147	16:03:39.836
8	1:04.216	+0.611	16:04:44.052
9	1:04.272	+0.667	16:05:48.324

Lap	Lap Tm	Diff	Time of Day
(28) Roberts /Roberts			
1	-:--		15:57:13.113
2	1:04.540	+1.249	15:58:17.653
3	1:03.291	-	15:59:20.944
4	1:03.774	+0.483	16:00:24.718
5	1:05.200	+1.909	16:01:29.918
6	1:04.956	+1.665	16:02:34.874
7	1:05.713	+2.422	16:03:40.587
8	1:04.636	+1.345	16:04:45.223
9	1:04.191	+0.900	16:05:49.414

Lap	Lap Tm	Diff	Time of Day
(15) Susans /Susans			
1	-:--		15:57:20.224
2	1:09.985	+1.268	15:58:30.209
3	1:09.745	+1.028	15:59:39.954
4	1:09.235	+0.518	16:00:49.189
5	1:09.325	+0.608	16:01:58.514
6	1:08.757	+0.040	16:03:07.271
7	1:08.717	-	16:04:15.988
8	1:09.236	+0.519	16:05:25.224
9	1:08.804	+0.087	16:06:34.028

Lap	Lap Tm	Diff	Time of Day
(1) Bird /Roberts			
1	-:--		15:57:13.790
2	1:01.522	+2.492	15:58:15.312

EMRA Club Championships - Round 1

Lapchart

EMRA Sidecars

Mallory Park 1.390 Miles

Race 13

01/03/2009 15:56

Race (10 Laps)

Competitors	Laps										
	1	2	3	4	5	6	7	8	9	10	
Dongworth /Partridge (48)	1	48	48	48	48	48	48	48	48	48	
Currie /Biggs (56)	2	56	56	56	56	56	56	56	56	56	
Lindley /Sayers (10)	3	10	32	32	32	32	32	32	32	32	
Cookson/Cookson (32)	4	32	34	34	34	34	34	34	34	34	
Hadcock /Hibberd (34)	5	34	27	27	1	27	27	27	27	27	
Banks /Brogan (27)	6	27	64	1	27	64	64	64	64	10	
King / Moore (64)	7	64	1	64	64	14	14	10	10	10	64
Roberts /Roberts (28)	8	28	14	14	14	28	10	14	14	14	
Millington /Salmon (14)	9	14	28	28	28	81	28	81	81	81	
Bird /Roberts (1)	10	1	81	81	81	10	81	28	28	28	
Daykin /Daykin (81)	11	81	15	10	10	15	15	15	15	15	
Susans /Susans (15)	12	15	10	15	15						

EMRA Club Championships - Round 1

Sorted on Laps

Reve Racing SS 600 inc CO-Ordit Relay

Mallory Park 1.390 Miles

Race 14

01/03/2009 16:11

Race (10 Laps)

Pos	No.	Class	Name	Make	Engine	Laps	Total Tm	Avg. Speed	Diff	Gap	Best Tm	Best Spd	In Lap
1	94	SS6	Steve Tomes	Hornsey Steels Hoi	600	10	9:24.836	88.592	-	-	55.629	89.953	2
2	55	SS6	Leon Jeacock	BMC Yamaha	600	10	9:25.656	88.464	+0.820	+0.820	55.274	90.531	5
3	16	SS6	Dean Brown	Kawasaki	600	10	9:33.741	87.217	+8.905	+8.085	56.364	88.780	3
4	167	SS6	Richard Wardle	Kawasaki	600	10	9:34.325	87.128	+9.489	+0.584	56.138	89.137	5
5	89	SS6	Stephen Gillings	Yamaha	600	10	9:42.040	85.973	+17.204	+7.715	56.839	88.038	2
6	29	SS6	Rob Moon	Yamaha	600	10	9:46.104	85.377	+21.268	+4.064	57.485	87.049	5
7	33	SS6	Stuart Parsons	Yamaha R6	600	10	9:56.764	83.852	+31.928	+10.660	57.931	86.379	3
8	126	SS6	Dean Young	Yamaha R6	600	10	10:03.540	82.911	+38.704	+6.776	59.119	84.643	2
9	23	SS6	Marcus Langford	Triumph	675	10	10:06.074	82.564	+41.238	+2.534	58.437	85.631	2
10	13	SS6	Mark Pennington	Suzuki GSXR	600	10	10:12.896	81.645	+48.060	+6.822	59.953	83.465	6
11	70	SS6	Andrew Holland	Midland VW Yamal	600	10	10:14.447	81.439	+49.611	+1.551	1:00.295	82.992	6
12	82	SS6	Gary Anslow	Yamaha R6	600	10	10:18.982	80.842	+54.146	+4.535	59.920	83.511	10
13	123	SS6	Stuart McCann	Triumph	675	10	10:19.213	80.812	+54.377	+0.231	59.884	83.562	10
14	72	SS6	Ryan Oliver	Revolution Suzuki	600	10	10:22.671	80.363	+57.835	+3.458	1:01.170	81.805	8
15	99	SS6	Robert Carter	Suzuki	600	9	9:31.383	78.819	1 Lap	1 Lap	1:01.805	80.964	4
16	189	SS6	Anthony Delaney	Yamaha	600	9	9:41.356	77.467	+9.973	+9.973	1:02.864	79.600	4
17	18	SS6	Matthew Lucas	Gixer Junkies GSXI	600	9	9:41.699	77.421	+10.316	+0.343	1:02.578	79.964	8
18	32	SS6	Dane Oliver	Revolution Suzuki	600	9	9:45.041	76.979	+13.658	+3.342	1:03.270	79.090	6
19	78	SS6	Phillip Malone	Suzuki	600	9	9:46.042	76.848	+14.659	+1.001	1:03.398	78.930	5
20	331	SS6	Mark Buditt	Suzuki GSXR	600	9	10:03.815	74.586	+32.432	+17.773	1:05.314	76.615	6
21	15	SS6	Brent Millage	Suzuki K6	600	9	10:06.273	74.283	+34.890	+2.458	1:05.728	76.132	6

Not classified

DNF	30	SS6	Colin Orr	Kawasaki	599	8	8:05.087	82.525	-	-	58.752	85.172	6
DNF	64	SS6	Ian Dowding	GSXR	600	7	7:51.329	74.318	-	-	1:04.059	78.115	5

Margin of Victory	Avg. Speed	Best Lap Tm	Best Spd	Best Lap by
+0.820	88.592	55.274	90.531	[55] Leon Jeacock

Printed: 01/03/2009 16:37:38

Licensed to: Saturn Timing Ltd

Chief of Timing & Scoring
WWW.EASTMIDLANDRACING.CO.UK

Orbits 3
www.amb-it.com
www.mylaps.com

EMRA Club Championships - Round 1

Reve Racing SS 600 inc CO-Ordit Relay

Mallory Park 1.390 Miles

Race 14

01/03/2009 16:11

Race (10 Laps)

Lap	Lap Tm	Diff	Time of Day
(94) Steve Tomes			
1	-:--	-	16:12:43.070
2	55.629	-	16:13:38.699
3	55.646	+0.017	16:14:34.345
4	55.965	+0.336	16:15:30.310
5	55.683	+0.054	16:16:25.993
6	56.281	+0.652	16:17:22.274
7	55.830	+0.201	16:18:18.104
8	57.275	+1.646	16:19:15.379
9	55.898	+0.269	16:20:11.277
10	56.017	+0.388	16:21:07.294

(55) Leon Jeacock			
1	-:--	-	16:12:43.302
2	56.291	+1.017	16:13:39.593
3	56.015	+0.741	16:14:35.608
4	55.827	+0.553	16:15:31.435
5	55.274	-	16:16:26.709
6	56.012	+0.738	16:17:22.721
7	55.587	+0.313	16:18:18.308
8	57.874	+2.600	16:19:16.182
9	56.109	+0.835	16:20:12.291
10	55.823	+0.549	16:21:08.114

(16) Dean Brown			
1	-:--	-	16:12:43.863
2	56.561	+0.197	16:13:40.424
3	56.364	-	16:14:36.788
4	56.596	+0.232	16:15:33.384
5	56.715	+0.351	16:16:30.099
6	56.865	+0.501	16:17:26.964
7	57.131	+0.767	16:18:24.095
8	57.102	+0.738	16:19:21.197
9	57.720	+1.356	16:20:18.917
10	57.282	+0.918	16:21:16.199

(167) Richard Wardle			
1	-:--	-	16:12:44.497
2	56.827	+0.689	16:13:41.324
3	56.826	+0.688	16:14:38.150
4	56.353	+0.215	16:15:34.503
5	56.138	-	16:16:30.641
6	56.806	+0.668	16:17:27.447
7	56.859	+0.721	16:18:24.306
8	57.209	+1.071	16:19:21.515
9	58.169	+2.031	16:20:19.684
10	57.099	+0.961	16:21:16.783

(89) Stephen Gillings			
1	-:--	-	16:12:44.309
2	56.839	-	16:13:41.148
3	57.368	+0.529	16:14:38.516
4	56.839	-	16:15:35.355
5	56.934	+0.095	16:16:32.289
6	57.569	+0.730	16:17:29.858
7	58.956	+2.117	16:18:28.814
8	58.368	+1.529	16:19:27.182
9	57.728	+0.889	16:20:24.910
10	59.588	+2.749	16:21:24.498

(29) Rob Moon			
1	-:--	-	16:12:45.210
2	57.631	+0.146	16:13:42.841
3	57.661	+0.176	16:14:40.502
4	57.785	+0.300	16:15:38.287

5	57.485	-	16:16:35.772
6	57.770	+0.285	16:17:33.542
7	57.984	+0.499	16:18:31.526
8	1:00.184	+2.699	16:19:31.710
9	58.303	+0.818	16:20:30.013
10	58.549	+1.064	16:21:28.562

(33) Stuart Parsons			
1	-:--	-	16:12:46.040
2	58.252	+0.321	16:13:44.292
3	57.931	-	16:14:42.223
4	58.482	+0.551	16:15:40.705
5	58.232	+0.301	16:16:38.937
6	58.394	+0.463	16:17:37.331
7	58.227	+0.296	16:18:35.558
8	59.172	+1.241	16:19:34.730
9	59.220	+1.289	16:20:33.950
10	1:05.272	+7.341	16:21:39.222

(126) Dean Young			
1	-:--	-	16:12:47.438
2	59.119	-	16:13:46.557
3	1:00.448	+1.329	16:14:47.005
4	1:00.089	+0.970	16:15:47.094
5	1:00.533	+1.414	16:16:47.627
6	59.648	+0.529	16:17:47.275
7	59.957	+0.838	16:18:47.232
8	59.420	+0.301	16:19:46.652
9	59.542	+0.423	16:20:46.194
10	59.804	+0.685	16:21:45.998

(23) Marcus Langford			
1	-:--	-	16:12:49.752
2	58.437	-	16:13:48.189
3	59.267	+0.830	16:14:47.456
4	59.496	+1.059	16:15:46.952
5	1:00.875	+2.438	16:16:47.827
6	59.597	+1.160	16:17:47.424
7	59.828	+1.391	16:18:47.252
8	59.741	+1.304	16:19:46.993
9	1:00.838	+2.401	16:20:47.831
10	1:00.701	+2.264	16:21:48.532

(13) Mark Pennington			
1	-:--	-	16:12:51.619
2	1:01.128	+1.175	16:13:52.747
3	1:01.138	+1.185	16:14:53.885
4	1:00.415	+0.462	16:15:54.300
5	1:00.180	+0.227	16:16:54.480
6	59.953	-	16:17:54.433
7	1:00.304	+0.351	16:18:54.737
8	1:00.270	+0.317	16:19:55.007
9	1:00.299	+0.346	16:20:55.306
10	1:00.048	+0.095	16:21:55.354

(70) Andrew Holland			
1	-:--	-	16:12:49.401
2	1:00.789	+0.494	16:13:50.190
3	1:01.517	+1.222	16:14:51.707
4	1:00.671	+0.376	16:15:52.378
5	1:00.765	+0.470	16:16:53.143
6	1:00.295	-	16:17:53.438
7	1:00.724	+0.429	16:18:54.162
8	1:00.325	+0.030	16:19:54.487
9	1:01.554	+1.259	16:20:56.041
10	1:00.864	+0.569	16:21:56.905

(82) Gary Anslow			
1	-:--	-	16:12:52.333
2	1:01.758	+1.838	16:13:54.091
3	1:00.770	+0.850	16:14:54.861
4	1:01.903	+1.983	16:15:56.764
5	1:00.744	+0.824	16:16:57.508
6	1:01.303	+1.383	16:17:58.811
7	1:00.512	+0.592	16:18:59.323
8	1:00.318	+0.398	16:19:59.641
9	1:01.879	+1.959	16:21:01.520
10	59.920	-	16:22:01.440

(123) Stuart McCann			
1	-:--	-	16:12:53.659
2	1:02.504	+2.620	16:13:56.163
3	1:01.292	+1.408	16:14:57.455
4	1:00.755	+0.871	16:15:58.210
5	1:00.730	+0.846	16:16:58.940
6	1:01.022	+1.138	16:17:59.962
7	1:00.102	+0.218	16:19:00.064
8	1:00.279	+0.395	16:20:00.343
9	1:01.444	+1.560	16:21:01.787
10	59.884	-	16:22:01.671

(72) Ryan Oliver			
1	-:--	-	16:12:50.911
2	1:01.595	+0.425	16:13:52.506
3	1:01.787	+0.617	16:14:54.293
4	1:01.459	+0.289	16:15:55.752
5	1:01.623	+0.453	16:16:57.375
6	1:02.274	+1.104	16:17:59.649
7	1:01.557	+0.387	16:19:01.206
8	1:01.170	-	16:20:02.376
9	1:01.331	+0.161	16:21:03.707
10	1:01.422	+0.252	16:22:05.129

(99) Robert Carter			
1	-:--	-	16:12:53.036
2	1:02.976	+1.171	16:13:56.012
3	1:03.013	+1.208	16:14:59.025
4	1:01.805	-	16:16:00.830
5	1:01.938	+0.133	16:17:02.768
6	1:02.214	+0.409	16:18:04.982
7	1:02.250	+0.445	16:19:07.232
8	1:02.570	+0.765	16:20:09.802
9	1:04.039	+2.234	16:21:13.841

(189) Anthony Delaney			
1	-:--	-	16:12:53.162
2	1:03.859	+0.995	16:13:57.021
3	1:03.135	+0.271	16:15:00.156
4	1:02.864	-	16:16:03.020
5	1:03.512	+0.648	16:17:06.532
6	1:03.797	+0.933	16:18:10.329
7	1:04.436	+1.572	16:19:14.765
8	1:03.457	+0.593	16:20:18.222
9	1:05.592	+2.728	16:21:23.814

(18) Matthew Lucas			
1	-:--	-	16:12:54.500
2	1:04.149	+1.571	16:13:58.649
3	1:03.603	+1.025	16:15:02.252
4	1:04.063	+1.485	16:16:06.315
5	1:04.048	+1.470	16:17:10.363
6	1:03.204	+0.626	16:18:13.567

EMRA Club Championships - Round 1

Lapchart


Reve Racing SS 600 inc CO-Ordit Relay

Mallory Park 1.390 Miles

Race 14

01/03/2009 16:11

Race (10 Laps)



Competitors	Laps									
	1	2	3	4	5	6	7	8	9	10
Steve Tomes (94)	1	94	94	94	94	94	94	94	94	94
Leon Jeacock (55)	2	55	55	55	55	55	55	55	55	55
Dean Brown (16)	3	16	16	16	16	16	16	16	16	16
Stephen Gillings (89)	4	89	89	167	167	167	167	167	167	167
Richard Wardle (167)	5	167	167	89	89	89	89	89	89	89
Rob Moon (29)	6	29	29	29	29	29	29	29	29	29
Stuart Parsons (33)	7	33	33	33	33	33	33	33	33	33
Dean Young (126)	8	126	126	126	23	126	126	126	126	126
Andrew Holland (70)	9	70	23	23	126	23	23	23	23	23
Colin Orr (30)	10	30	70	30	30	30	30	30	13	13
Marcus Langford (23)	11	23	30	70	70	70	70	70	70	70
Ryan Oliver (72)	12	72	72	13	13	13	13	13	82	82
Mark Pennington (13)	13	13	13	72	72	72	82	82	82	123
Ian Dowding (64)	14	64	82	82	82	82	72	123	123	72
Gary Anslow (82)	15	82	99	123	123	123	72	72	99	99
Robert Carter (99)	16	99	123	99	99	99	99	99	99	189
Anthony Delaney (189)	17	189	64	189	189	189	189	189	189	18
Stuart McCann (123)	18	123	189	64	64	64	18	32	18	32
Matthew Lucas (18)	19	18	18	18	18	18	32	18	32	78
Phillip Malone (78)	20	78	32	32	32	32	64	78	78	331
Dane Oliver (32)	21	32	78	78	78	78	78	64	331	15
Mark Buditt (331)	22	331	331	331	331	331	331	331	15	
Brent Millage (15)	23	15	15	15	15	15	15	15		

EMRA Club Championships - Round 1

Sorted on Laps

Ducati Coventry JHP 175-1300cc Machines

Mallory Park 1.390 Miles

Race 15

01/03/2009 16:28

Race (10 Laps)

Pos	No.	Class	Name	Make	Engine	Laps	Total Tm	Avg. Speed	Diff	Gap	Best Tm	Best Spd	In Lap
1	47	1300	Paul Curran	Kawasaki	1000	10	9:18.988	89.519	-	-	54.613	91.627	8
2	41	1300	Mark Littler	Laser Kawasaki	1000	10	9:21.610	89.101	+2.622	+2.622	54.767	91.369	9
3	144	1300	Paul Townley	Suzuki	1000	10	9:38.284	86.532	+19.296	+16.674	56.748	88.179	6
4	28	1300	Philip Brooks	Yamaha R1	998	10	9:41.629	86.034	+22.641	+3.345	56.717	88.228	6
5	118	1300	Pete Bradshaw	Co-Ordit Yamaha F	1000	10	9:44.131	85.666	+25.143	+2.502	57.333	87.280	2
6	157	1300	Rob Wilson	Kawasaki ZX10	1000	10	9:46.256	85.355	+27.268	+2.125	57.529	86.982	3
7	102	1300	David Hampton	Honda RS	250	10	9:52.435	84.465	+33.447	+6.179	57.490	87.041	9
8	23	1300	Marcus Langford	Triumph	675	10	9:58.170	83.655	+39.182	+5.735	57.913	86.405	5
9	100	1300	Sam Smithson	Honda CBR	600	10	10:04.689	82.753	+45.701	+6.519	58.936	84.906	9
10	174	1300	Wayne Dunford	Yamaha R1	1000	10	10:05.567	82.633	+46.579	+0.878	59.753	83.745	3
11	166	1300	Matt Green	Kawasaki	1000	10	10:07.060	82.430	+48.072	+1.493	59.422	84.211	10
12	11	1300	Gordon Scott	Suzuki	1000	10	10:09.171	82.144	+50.183	+2.111	59.621	83.930	9
13	46	1300	Andrew Nicholson	Honda CBR	600	10	10:09.341	82.122	+50.353	+0.170	59.542	84.042	6
14	124	1300	Stuart Auckland	Suzuki	1000	10	10:14.004	81.498	+55.016	+4.663	1:00.103	83.257	8
15	312	1300	Martyn Lewins	Yamaha	1000	9	9:22.487	80.066	1 Lap	1 Lap	1:00.703	82.434	4
16	34	1300	Kevin Harding	Suzuki	750	9	9:55.750	75.595	+33.263	+33.263	1:04.560	77.509	9
Not classified													
DNF	31	1300	Arthur Oliver	Revolution Suzuki	750	5	5:14.584	79.534	-	-	1:00.476	82.744	5

Margin of Victory	Avg. Speed	Best Lap Tm	Best Spd	Best Lap by
+2.622	89.519	54.613	91.627	[47] Paul Curran

Printed: 01/03/2009 16:44:25

Licensed to: Saturn Timing Ltd

Chief of Timing & Scoring
WWW.EASTMIDLANDRACING.CO.UK

Orbits 3
www.amb-it.com
www.mylaps.com

EMRA Club Championships - Round 1

Ducati Coventry JHP 175-1300cc Machines

Mallory Park 1.390 Miles

Race 15

01/03/2009 16:28

Race (10 Laps)

Lap	Lap Tm	Diff	Time of Day
(47) Paul Curran			
1	-:--		16:29:22.033
2	56.541	+1.928	16:30:18.574
3	56.264	+1.651	16:31:14.838
4	55.009	+0.396	16:32:09.847
5	55.102	+0.489	16:33:04.949
6	54.835	+0.222	16:33:59.784
7	55.073	+0.460	16:34:54.857
8	54.613	-	16:35:49.470
9	54.716	+0.103	16:36:44.186
10	54.982	+0.369	16:37:39.168

Lap	Lap Tm	Diff	Time of Day
(41) Mark Littler			
1	-:--		16:29:21.865
2	56.245	+1.478	16:30:18.110
3	56.835	+2.068	16:31:14.945
4	55.221	+0.454	16:32:10.166
5	55.093	+0.326	16:33:05.259
6	55.220	+0.453	16:34:00.479
7	55.634	+0.867	16:34:56.113
8	55.049	+0.282	16:35:51.162
9	54.767	-	16:36:45.929
10	55.861	+1.094	16:37:41.790

Lap	Lap Tm	Diff	Time of Day
(144) Paul Townley			
1	-:--		16:29:23.394
2	57.395	+0.647	16:30:20.789
3	57.093	+0.345	16:31:17.882
4	56.948	+0.200	16:32:14.830
5	58.144	+1.396	16:33:12.974
6	56.748	-	16:34:09.722
7	56.842	+0.094	16:35:06.564
8	57.288	+0.540	16:36:03.852
9	56.878	+0.130	16:37:00.730
10	57.734	+0.986	16:37:58.464

Lap	Lap Tm	Diff	Time of Day
(28) Philip Brooks			
1	-:--		16:29:22.705
2	57.987	+1.270	16:30:20.692
3	57.069	+0.352	16:31:17.761
4	57.306	+0.589	16:32:15.067
5	57.839	+1.122	16:33:12.906
6	56.717	-	16:34:09.623
7	57.432	+0.715	16:35:07.055
8	1:00.226	+3.509	16:36:07.281
9	57.414	+0.697	16:37:04.695
10	57.114	+0.397	16:38:01.809

Lap	Lap Tm	Diff	Time of Day
(118) Pete Bradshaw			
1	-:--		16:29:23.715
2	57.333	-	16:30:21.048
3	57.549	+0.216	16:31:18.597
4	57.336	+0.003	16:32:15.933
5	57.995	+0.662	16:33:13.928
6	57.863	+0.530	16:34:11.791
7	58.097	+0.764	16:35:09.888
8	58.609	+1.276	16:36:08.497
9	57.673	+0.340	16:37:06.170
10	58.141	+0.808	16:38:04.311

Lap	Lap Tm	Diff	Time of Day
(157) Rob Wilson			
1	-:--		16:29:23.981
2	57.566	+0.037	16:30:21.547
3	57.529	-	16:31:19.076
4	1:00.668	+3.139	16:32:19.744

Lap	Lap Tm	Diff	Time of Day
5	57.917	+0.388	16:33:17.661
6	57.807	+0.278	16:34:15.468
7	57.871	+0.342	16:35:13.339
8	57.664	+0.135	16:36:11.003
9	57.619	+0.090	16:37:08.622
10	57.814	+0.285	16:38:06.436

Lap	Lap Tm	Diff	Time of Day
(102) David Hampton			
1	-:--		16:29:25.403
2	59.466	+1.976	16:30:24.869
3	1:00.154	+2.664	16:31:25.023
4	1:00.285	+2.795	16:32:25.308
5	57.951	+0.461	16:33:23.259
6	57.582	+0.092	16:34:20.841
7	58.041	+0.551	16:35:18.882
8	57.946	+0.456	16:36:16.828
9	57.490	-	16:37:14.318
10	58.297	+0.807	16:38:12.615

Lap	Lap Tm	Diff	Time of Day
(23) Marcus Langford			
1	-:--		16:29:24.883
2	1:00.153	+2.240	16:30:25.036
3	59.282	+1.369	16:31:24.318
4	59.746	+1.833	16:32:24.064
5	57.913	-	16:33:21.977
6	59.146	+1.233	16:34:21.123
7	58.851	+0.938	16:35:19.974
8	58.782	+0.869	16:36:18.756
9	59.496	+1.583	16:37:18.252
10	1:00.098	+2.185	16:38:18.350

Lap	Lap Tm	Diff	Time of Day
(100) Sam Smithson			
1	-:--		16:29:28.388
2	1:00.641	+1.705	16:30:29.029
3	1:00.298	+1.362	16:31:29.327
4	58.966	+0.030	16:32:28.293
5	58.957	+0.021	16:33:27.250
6	1:00.056	+1.120	16:34:27.306
7	59.915	+0.979	16:35:27.221
8	59.364	+0.428	16:36:26.585
9	58.936	-	16:37:25.521
10	59.348	+0.412	16:38:24.869

Lap	Lap Tm	Diff	Time of Day
(174) Wayne Dunford			
1	-:--		16:29:24.497
2	59.861	+0.108	16:30:24.358
3	59.753	-	16:31:24.111
4	1:00.726	+0.973	16:32:24.837
5	59.819	+0.066	16:33:24.656
6	59.911	+0.158	16:34:24.567
7	1:00.082	+0.329	16:35:24.649
8	1:00.159	+0.406	16:36:24.808
9	1:00.340	+0.587	16:37:25.148
10	1:00.599	+0.846	16:38:25.747

Lap	Lap Tm	Diff	Time of Day
(166) Matt Green			
1	-:--		16:29:27.183
2	59.479	+0.057	16:30:26.662
3	1:00.098	+0.676	16:31:26.760
4	59.890	+0.468	16:32:26.650
5	1:00.305	+0.883	16:33:26.955
6	59.818	+0.396	16:34:26.773
7	1:00.988	+1.566	16:35:27.761
8	59.860	+0.438	16:36:27.621
9	1:00.197	+0.775	16:37:27.818
10	59.422	-	16:38:27.240

Lap	Lap Tm	Diff	Time of Day
(11) Gordon Scott			
1	-:--		16:29:28.132
2	1:00.311	+0.690	16:30:28.443
3	1:00.315	+0.694	16:31:28.758
4	1:00.371	+0.750	16:32:29.129
5	59.831	+0.210	16:33:28.960
6	59.913	+0.292	16:34:28.873
7	1:01.117	+1.496	16:35:29.990
8	1:00.018	+0.397	16:36:30.008
9	59.621	-	16:37:29.629
10	59.722	+0.101	16:38:29.351

Lap	Lap Tm	Diff	Time of Day
(46) Andrew Nicholson			
1	-:--		16:29:28.853
2	1:00.502	+0.960	16:30:29.355
3	1:01.003	+1.461	16:31:30.358
4	59.646	+0.104	16:32:30.004
5	59.812	+0.270	16:33:29.816
6	59.542	-	16:34:29.358
7	1:01.054	+1.512	16:35:30.412
8	59.659	+0.117	16:36:30.071
9	59.727	+0.185	16:37:29.798
10	59.723	+0.181	16:38:29.521

Lap	Lap Tm	Diff	Time of Day
(124) Stuart Auckland			
1	-:--		16:29:28.533
2	1:00.269	+0.166	16:30:28.802
3	1:01.524	+1.421	16:31:30.326
4	1:00.826	+0.723	16:32:31.152
5	1:00.455	+0.352	16:33:31.607
6	1:00.574	+0.471	16:34:32.181
7	1:00.386	+0.283	16:35:32.567
8	1:00.103	-	16:36:32.670
9	1:00.637	+0.534	16:37:33.307
10	1:00.877	+0.774	16:38:34.184

Lap	Lap Tm	Diff	Time of Day
(312) Martyn Lewins			
1	-:--		16:29:29.657
2	1:02.159	+1.456	16:30:31.816
3	1:02.517	+1.814	16:31:34.333
4	1:00.703	-	16:32:35.036
5	1:00.989	+0.286	16:33:36.025
6	1:00.744	+0.041	16:34:36.769
7	1:01.596	+0.893	16:35:38.365
8	1:01.419	+0.716	16:36:39.784
9	1:02.883	+2.180	16:37:42.667

Lap	Lap Tm	Diff	Time of Day
(34) Kevin Harding			
1	-:--		16:29:35.601
2	1:05.765	+1.205	16:30:41.366
3	1:05.278	+0.718	16:31:46.644
4	1:05.406	+0.846	16:32:52.050
5	1:04.967	+0.407	16:33:57.017
6	1:04.886	+0.326	16:35:01.903
7	1:04.762	+0.202	16:36:06.665
8	1:04.705	+0.145	16:37:11.370
9	1:04.560	-	16:38:15.930

Lap	Lap Tm	Diff	Time of Day
(31) Arthur Oliver			
1	-:--		16:29:31.007
2	1:01.169	+0.693	16:30:32.176
3	1:01.550	+1.074	16:31:33.726
4	1:00.562	+0.086	16:32:34.288
5	1:00.476	-	16:33:34.764

EMRA Club Championships - Round 1

Lapchart

Ducati Coventry JHP 175-1300cc Machines

Mallory Park 1.390 Miles

Race 15

01/03/2009 16:28

Race (10 Laps)

Competitors	Laps									
	1	2	3	4	5	6	7	8	9	10
Mark Littler (41)	1	41	41	47	47	47	47	47	47	47
Paul Curran (47)	2	47	47	41	41	41	41	41	41	41
Philip Brooks (28)	3	28	28	28	144	28	28	144	144	144
Paul Townley (144)	4	144	144	144	28	144	144	28	28	28
Pete Bradshaw (118)	5	118	118	118	118	118	118	118	118	118
Rob Wilson (157)	6	157	157	157	157	157	157	157	157	157
Wayne Dunford (174)	7	174	174	174	23	23	102	102	102	102
Marcus Langford (23)	8	23	102	23	174	102	23	23	23	23
David Hampton (102)	9	102	23	102	102	174	174	174	174	100
Matt Green (166)	10	166	166	166	166	166	100	100	100	174
Gordon Scott (11)	11	11	11	100	100	100	166	166	166	166
Sam Smithson (100)	12	100	124	100	11	11	11	11	11	11
Stuart Auckland (124)	13	124	100	124	46	46	46	46	46	46
Andrew Nicholson (46)	14	46	46	46	124	124	124	124	124	124
Martyn Lewins (312)	15	312	312	31	31	31	312	312	312	312
Arthur Oliver (31)	16	31	31	312	312	312	34	34	34	34
Kevin Harding (34)	17	34	34	34	34	34				

EMRA Club Championships - Round 1

Sorted on Laps

CO-ORDIT Mallory Roadstocks

Mallory Park 1.390 Miles

Race 16

01/03/2009 16:42

Race (10 Laps)

Pos	No.	Class	Name	Make	Engine	Laps	Total Tm	Avg. Speed	Diff	Gap	Best Tm	Best Spd	In Lap
1	164	RSTX	Simon Phillips	Suzuki K6	1000	10	9:52.781	84.416	-	-	58.009	86.262	7
2	33	RSTX	Stuart Parsons	Yamaha R6	600	10	9:54.352	84.193	+1.571	+1.571	58.293	85.842	7
3	190	RSTX	Nicholas Underwood	KMC Suzuki	1000	10	10:04.966	82.715	+12.185	+10.614	59.200	84.527	10
4	30	RSTX	Colin Orr	Kawasaki	599	10	10:05.923	82.585	+13.142	+0.957	59.332	84.339	5
5	13	RSTX	Mark Pennington	Suzuki GSXR	600	10	10:06.068	82.565	+13.287	+0.145	59.033	84.766	6
6	26	RSTX	Mark Woodburn	Honda	600	10	10:06.495	82.507	+13.714	+0.427	59.171	84.568	5
7	31	RSTX	Arthur Oliver	Revolution Suzuki	750	10	10:06.780	82.468	+13.999	+0.285	59.149	84.600	9
8	150	RSTX	Darren Jones	Aprilia	1000	10	10:09.222	82.138	+16.441	+2.442	59.511	84.085	4
9	124	RSTX	Stuart Auckland	Suzuki	1000	10	10:25.329	80.022	+32.548	+16.107	1:00.486	82.730	3
10	18	RSTX	Matthew Lucas	Gixer Junkies GSXI	600	10	10:28.675	79.596	+35.894	+3.346	1:00.740	82.384	10
11	32	RSTX	Dane Oliver	Revolution Suzuki	600	10	10:29.056	79.548	+36.275	+0.381	1:00.758	82.360	10
12	37	RSTX	Paul Sawyer	Watercall Kawasaki	636	10	10:43.590	77.751	+50.809	+14.534	1:02.661	79.858	4
13	99	RSTX	Robert Carter	Suzuki	600	10	10:44.945	77.588	+52.164	+1.355	1:02.895	79.561	7
14	56	RSTX	Adam Hodgkinson	Honda	400	10	10:52.581	76.680	+59.800	+7.636	1:02.806	79.674	8
15	9	RSTX	Jason Montgomery	Suzuki	1000	10	10:54.003	76.513	+1:01.222	+1.422	1:03.182	79.200	5
16	177	RSTX	Andrew Bailey	Kawasaki KR1S	250	10	10:54.740	76.427	+1:01.959	+0.737	1:03.621	78.653	10
17	64	RSTX	Ian Dowding	GSXR	600	10	10:57.542	76.102	+1:04.761	+2.802	1:04.408	77.692	8
18	141	RSTX	Anthony Harrison	Kawasaki	750	10	10:57.606	76.094	+1:04.825	+0.064	1:03.015	79.410	5
19	108	RSTX	Robert Fellows	Honda	1000	9	9:52.975	75.949	1 Lap	1 Lap	1:04.065	78.108	8
20	34	RSTX	Kevin Harding	Suzuki	750	9	9:54.062	75.810	+1.087	+1.087	1:04.303	77.819	9
21	40	RSTX	Kevin Meredith	Honda CBR	600	9	10:03.467	74.629	+10.492	+9.405	1:04.587	77.477	8
22	38	RSTX	Kathryn Granger	Kawasaki	400	9	10:47.003	69.607	+54.028	+43.536	1:09.833	71.657	5

Not classified

DNF	123	RSTX	Stuart McCann	Triumph	675	7	7:09.050	81.641	-	-	59.171	84.568	4
-----	-----	------	---------------	---------	-----	---	----------	--------	---	---	--------	--------	---

Margin of Victory	Avg. Speed	Best Lap Tm	Best Spd	Best Lap by
+1.571	84.416	58.009	86.262	[164] Simon Phillips

Printed: 01/03/2009 16:55:51

Licensed to: Saturn Timing Ltd

Chief of Timing & Scoring
WWW.EASTMIDLANDRACING.CO.UK

Orbits 3
www.amb-it.com
www.mylaps.com

EMRA Club Championships - Round 1

CO-ORDIT Mallory Roadstocks

Mallory Park 1.390 Miles

Race 16

01/03/2009 16:42

Race (10 Laps)

Lap	Lap Tm	Diff	Time of Day
(164) Simon Phillips			
1	-:--		16:44:00.414
2	59.101	+1.092	16:44:59.515
3	59.842	+1.833	16:45:59.357
4	58.536	+0.527	16:46:57.893
5	58.649	+0.640	16:47:56.542
6	58.262	+0.253	16:48:54.804
7	58.009	-	16:49:52.813
8	58.655	+0.646	16:50:51.468
9	58.402	+0.393	16:51:49.870
10	59.400	+1.391	16:52:49.270

(33) Stuart Parsons			
1	-:--		16:44:00.994
2	59.085	+0.792	16:45:00.079
3	58.540	+0.247	16:45:58.619
4	58.331	+0.038	16:46:56.950
5	58.793	+0.500	16:47:55.743
6	58.531	+0.238	16:48:54.274
7	58.293	-	16:49:52.567
8	58.462	+0.169	16:50:51.029
9	58.783	+0.490	16:51:49.812
10	1:01.029	+2.736	16:52:50.841

(190) Nicholas Underwood			
1	-:--		16:44:02.015
2	59.881	+0.681	16:45:01.896
3	59.400	+0.200	16:46:01.296
4	59.470	+0.270	16:47:00.766
5	1:00.329	+1.129	16:48:01.095
6	59.764	+0.564	16:49:00.859
7	1:01.129	+1.929	16:50:01.988
8	1:00.276	+1.076	16:51:02.264
9	59.991	+0.791	16:52:02.255
10	59.200	-	16:53:01.455

(30) Colin Orr			
1	-:--		16:44:02.916
2	1:00.302	+0.970	16:45:03.218
3	59.486	+0.154	16:46:02.704
4	59.346	+0.014	16:47:02.050
5	59.332	-	16:48:01.382
6	59.688	+0.356	16:49:01.070
7	1:00.882	+1.550	16:50:01.952
8	1:00.965	+1.633	16:51:02.917
9	1:00.022	+0.690	16:52:02.939
10	59.473	+0.141	16:53:02.412

(13) Mark Pennington			
1	-:--		16:44:03.666
2	1:00.374	+1.341	16:45:04.040
3	1:00.192	+1.159	16:46:04.232
4	59.224	+0.191	16:47:03.456
5	1:00.014	+0.981	16:48:03.470
6	59.033	-	16:49:02.503
7	59.774	+0.741	16:50:02.277
8	1:00.468	+1.435	16:51:02.745
9	59.913	+0.880	16:52:02.658
10	59.899	+0.866	16:53:02.557

(26) Mark Woodburn			
1	-:--		16:44:04.258
2	1:00.324	+1.153	16:45:04.582
3	1:00.021	+0.850	16:46:04.603
4	59.874	+0.703	16:47:04.477

5	59.171	-	16:48:03.648
6	1:00.248	+1.077	16:49:03.896
7	1:00.087	+0.916	16:50:03.983
8	59.352	+0.181	16:51:03.335
9	59.725	+0.554	16:52:03.060
10	59.924	+0.753	16:53:02.984

(31) Arthur Oliver			
1	-:--		16:44:06.119
2	1:00.837	+1.688	16:45:06.956
3	59.730	+0.581	16:46:06.686
4	59.345	+0.196	16:47:06.031
5	59.452	+0.303	16:48:05.483
6	59.324	+0.175	16:49:04.807
7	1:00.069	+0.920	16:50:04.876
8	59.381	+0.232	16:51:04.257
9	59.149	-	16:52:03.406
10	59.863	+0.714	16:53:03.269

(150) Darren Jones			
1	-:--		16:44:02.438
2	1:01.198	+1.687	16:45:03.636
3	59.904	+0.393	16:46:03.540
4	59.511	-	16:47:03.051
5	1:00.056	+0.545	16:48:03.107
6	1:00.406	+0.895	16:49:03.513
7	1:01.108	+1.597	16:50:04.621
8	1:00.861	+1.350	16:51:05.482
9	59.963	+0.452	16:52:05.445
10	1:00.266	+0.755	16:53:05.711

(124) Stuart Auckland			
1	-:--		16:44:06.547
2	1:02.338	+1.852	16:45:08.885
3	1:00.486	-	16:46:09.371
4	1:01.030	+0.544	16:47:10.401
5	1:01.895	+1.409	16:48:12.296
6	1:02.054	+1.568	16:49:14.350
7	1:01.257	+0.771	16:50:15.607
8	1:03.220	+2.734	16:51:18.827
9	1:01.870	+1.384	16:52:20.697
10	1:01.121	+0.635	16:53:21.818

(18) Matthew Lucas			
1	-:--		16:44:08.874
2	1:02.329	+1.589	16:45:11.203
3	1:02.779	+2.039	16:46:13.982
4	1:02.491	+1.751	16:47:16.473
5	1:02.101	+1.361	16:48:18.574
6	1:01.450	+0.710	16:49:20.024
7	1:01.030	+0.290	16:50:21.054
8	1:01.675	+0.935	16:51:22.729
9	1:01.695	+0.955	16:52:24.424
10	1:00.740	-	16:53:25.164

(32) Dane Oliver			
1	-:--		16:44:09.641
2	1:02.334	+1.576	16:45:11.975
3	1:01.710	+0.952	16:46:13.685
4	1:02.534	+1.776	16:47:16.219
5	1:01.623	+0.865	16:48:17.842
6	1:01.369	+0.611	16:49:19.211
7	1:01.575	+0.817	16:50:20.786
8	1:02.151	+1.393	16:51:22.937
9	1:01.850	+1.092	16:52:24.787
10	1:00.758	-	16:53:25.545

(37) Paul Sawyer			
1	-:--		16:44:05.491
2	1:04.090	+1.429	16:45:09.581
3	1:03.394	+0.733	16:46:12.975
4	1:02.661	-	16:47:15.636
5	1:03.440	+0.779	16:48:19.076
6	1:02.779	+0.118	16:49:21.855
7	1:03.316	+0.655	16:50:25.171
8	1:04.360	+1.699	16:51:29.531
9	1:04.578	+1.917	16:52:34.109
10	1:05.970	+3.309	16:53:40.079

(99) Robert Carter			
1	-:--		16:44:06.648
2	1:03.744	+0.849	16:45:10.392
3	1:03.292	+0.397	16:46:13.684
4	1:04.998	+2.103	16:47:18.682
5	1:03.419	+0.524	16:48:22.101
6	1:03.453	+0.558	16:49:25.554
7	1:02.895	-	16:50:28.449
8	1:03.861	+0.966	16:51:32.310
9	1:03.798	+0.903	16:52:36.108
10	1:05.326	+2.431	16:53:41.434

(56) Adam Hodgkinson			
1	-:--		16:44:13.178
2	1:05.211	+2.405	16:45:18.389
3	1:04.146	+1.340	16:46:22.535
4	1:03.498	+0.692	16:47:26.033
5	1:03.880	+1.074	16:48:29.913
6	1:05.271	+2.465	16:49:35.184
7	1:04.173	+1.367	16:50:39.357
8	1:02.806	-	16:51:42.163
9	1:03.072	+0.266	16:52:45.235
10	1:03.835	+1.029	16:53:49.070

(9) Jason Montgomery			
1	-:--		16:44:10.063
2	1:05.708	+2.526	16:45:15.771
3	1:04.464	+1.282	16:46:20.235
4	1:04.237	+1.055	16:47:24.472
5	1:03.182	-	16:48:27.654
6	1:03.339	+0.157	16:49:30.993
7	1:04.024	+0.842	16:50:35.017
8	1:05.393	+2.211	16:51:40.410
9	1:05.035	+1.853	16:52:45.445
10	1:05.047	+1.865	16:53:50.492

(177) Andrew Bailey			
1	-:--		16:44:12.460
2	1:04.950	+1.329	16:45:17.410
3	1:04.083	+0.462	16:46:21.493
4	1:03.998	+0.377	16:47:25.491
5	1:04.580	+0.959	16:48:30.071
6	1:04.586	+0.965	16:49:34.657
7	1:05.052	+1.431	16:50:39.709
8	1:04.120	+0.499	16:51:43.829
9	1:03.779	+0.158	16:52:47.608
10	1:03.621	-	16:53:51.229

(64) Ian Dowding			
1	-:--		16:44:08.750
2	1:05.297	+0.889	16:45:14.047
3	1:05.434	+1.026	16:46:19.481
4	1:04.780	+0.372	16:47:24.261

EMRA Club Championships - Round 1

CO-ORDIT Mallory Roadstocks

Mallory Park 1.390 Miles

Race 16

01/03/2009 16:42

Race (10 Laps)

Lap	Lap Tm	Diff	Time of Day
5	1:04.814	+0.406	16:48:29.075
6	1:04.976	+0.568	16:49:34.051
7	1:04.753	+0.345	16:50:38.804
8	1:04.408	-	16:51:43.212
9	1:05.056	+0.648	16:52:48.268
10	1:05.763	+1.355	16:53:54.031

(141) Anthony Harrison

Lap	Lap Tm	Diff	Time of Day
1	-:--		16:44:09.607
2	1:05.297	+2.282	16:45:14.904
3	1:03.754	+0.739	16:46:18.658
4	1:03.716	+0.701	16:47:22.374
5	1:03.015	-	16:48:25.389
6	1:03.330	+0.315	16:49:28.719
7	1:03.477	+0.462	16:50:32.196
8	1:03.441	+0.426	16:51:35.637
9	1:03.258	+0.243	16:52:38.895
10	1:15.200	+12.185	16:53:54.095

(108) Robert Fellows

Lap	Lap Tm	Diff	Time of Day
1	-:--		16:44:11.456
2	1:05.339	+1.274	16:45:16.795
3	1:04.875	+0.810	16:46:21.670
4	1:05.157	+1.092	16:47:26.827
5	1:04.954	+0.889	16:48:31.781
6	1:04.895	+0.830	16:49:36.676
7	1:04.183	+0.118	16:50:40.859
8	1:04.065	-	16:51:44.924
9	1:04.540	+0.475	16:52:49.464

(34) Kevin Harding

Lap	Lap Tm	Diff	Time of Day
1	-:--		16:44:12.090
2	1:05.635	+1.332	16:45:17.725
3	1:05.512	+1.209	16:46:23.237
4	1:04.515	+0.212	16:47:27.752
5	1:04.631	+0.328	16:48:32.383
6	1:04.983	+0.680	16:49:37.366
7	1:04.344	+0.041	16:50:41.710
8	1:04.538	+0.235	16:51:46.248
9	1:04.303	-	16:52:50.551

(40) Kevin Meredith

Lap	Lap Tm	Diff	Time of Day
1	-:--		16:44:13.525
2	1:07.055	+2.468	16:45:20.580
3	1:05.751	+1.164	16:46:26.331
4	1:05.871	+1.284	16:47:32.202
5	1:06.318	+1.731	16:48:38.520
6	1:06.349	+1.762	16:49:44.869
7	1:05.696	+1.109	16:50:50.565
8	1:04.587	-	16:51:55.152
9	1:04.804	+0.217	16:52:59.956

(38) Kathryn Granger

Lap	Lap Tm	Diff	Time of Day
1	-:--		16:44:16.724
2	1:10.342	+0.509	16:45:27.066
3	1:10.041	+0.208	16:46:37.107
4	1:11.446	+1.613	16:47:48.553
5	1:09.833	-	16:48:58.386
6	1:11.560	+1.727	16:50:09.946
7	1:12.273	+2.440	16:51:22.219
8	1:11.122	+1.289	16:52:33.341
9	1:10.151	+0.318	16:53:43.492

(123) Stuart McCann

Lap	Lap Tm	Diff	Time of Day
1	-:--		16:44:06.741
2	1:00.951	+1.780	16:45:07.692

Lap	Lap Tm	Diff	Time of Day
3	59.595	+0.424	16:46:07.287
4	59.171	-	16:47:06.458
5	59.789	+0.618	16:48:06.247
6	59.697	+0.526	16:49:05.944
7	59.595	+0.424	16:50:05.539

Lap	Lap Tm	Diff	Time of Day
-----	--------	------	-------------

EMRA Club Championships - Round 1

Lapchart


CO-ORDIT Mallory Roadstocks

Mallory Park 1.390 Miles

Race 16

01/03/2009 16:42

Race (10 Laps)



Competitors	Laps										
	1	2	3	4	5	6	7	8	9	10	
Simon Phillips (164)	1	164	164	33	33	33	33	33	33	33	164
Stuart Parsons (33)	2	33	33	164	164	164	164	164	164	164	33
Nicholas Underwood (190)	3	190	190	190	190	190	190	30	190	190	190
Darren Jones (150)	4	150	30	30	30	30	190	13	13	30	30
Colin Orr (30)	5	30	150	150	150	13	13	30	30	13	13
Mark Pennington (13)	6	13	13	13	13	150	26	26	26	26	26
Mark Woodburn (26)	7	26	26	26	26	26	150	31	31	31	31
Paul Sawyer (37)	8	37	31	31	31	31	31	150	150	150	150
Arthur Oliver (31)	9	31	123	123	123	123	123	124	124	124	124
Stuart Auckland (124)	10	124	124	124	124	124	124	18	18	18	18
Robert Carter (99)	11	99	37	37	37	32	32	32	32	32	32
Stuart McCann (123)	12	123	99	99	32	18	18	18	37	37	37
Ian Dowding (64)	13	64	18	32	18	37	37	37	99	99	99
Matthew Lucas (18)	14	18	32	18	99	99	99	99	141	141	56
Anthony Harrison (141)	15	141	64	141	141	141	141	9	56	9	9
Dane Oliver (32)	16	32	141	64	64	9	9	9	56	9	177
Jason Montgomery (9)	17	9	9	9	9	64	64	64	64	177	64
Robert Fellows (108)	18	108	108	177	177	56	177	56	177	64	141
Kevin Harding (34)	19	34	177	108	56	177	56	177	108	108	108
Andrew Bailey (177)	20	177	34	56	108	108	108	108	34	34	34
Adam Hodgkinson (56)	21	56	56	34	34	34	34	34	40	40	40
Kevin Meredith (40)	22	40	40	40	40	40	40	40	38	38	38
Kathryn Granger (38)	23	38	38	38	38	38	38	38	38	38	38

EMRA Club Championships - Round 1

Sorted on Laps

Co-Ordit Relay 600 supported Reve Racing

Mallory Park 1.390 Miles

Race 17

01/03/2009 16:57

Race (10 Laps)

Pos	No.	Class	Name	Make	Engine	Laps	Total Tm	Avg. Speed	Diff	Gap	Best Tm	Best Spd	In Lap
1	94	F600	Steve Tomes	Hornsey Steels Hoi	600	10	9:26.234	88.373	-	-	55.546	90.087	4
2	55	F600	Leon Jeacock	BMC Yamaha	600	10	9:27.085	88.241	+0.851	+0.851	55.659	89.905	9
3	16	F600	Dean Brown	Kawasaki	600	10	9:37.384	86.667	+11.150	+10.299	56.866	87.996	10
4	107	F600	Tom Meehan	Yamaha	600	10	9:37.701	86.619	+11.467	+0.317	56.882	87.972	8
5	29	F600	Rob Moon	Yamaha	600	10	9:43.491	85.760	+17.257	+5.790	57.298	87.333	5
6	89	F600	Stephen Gillings	Yamaha	600	10	9:47.984	85.104	+21.750	+4.493	57.760	86.634	9
7	511	F600	Wayne Sutton	Kawasaki	600	10	9:48.583	85.018	+22.349	+0.599	57.729	86.681	6
8	126	F600	Dean Young	Yamaha R6	600	10	9:54.779	84.132	+28.545	+6.196	58.363	85.739	3
9	71	F600	Jody Lees	Yamaha R6	600	10	9:55.252	84.065	+29.018	+0.473	57.962	86.332	8
10	61	F600	Dean Armstrong	Yamaha R6	600	10	9:55.507	84.029	+29.273	+0.255	57.884	86.449	5
11	191	F600	Dylan Roberts	Yamaha R6	600	10	9:57.316	83.775	+31.082	+1.809	57.967	86.325	5
12	45	F600	Michael Ellis	Yamaha	600	10	10:01.211	83.232	+34.977	+3.895	58.753	85.170	8
13	100	F600	Sam Smithson	Honda CBR	600	10	10:08.435	82.244	+42.201	+7.224	58.468	85.585	7
14	46	F600	Andrew Nicholson	Honda CBR	600	10	10:08.641	82.216	+42.407	+0.206	58.827	85.063	9
15	127	F600	Richard Saunders	Honda CBR	600	10	10:09.393	82.114	+43.159	+0.752	59.095	84.677	9
16	69	F600	Paul Bannister	Triumph	675	10	10:17.127	81.085	+50.893	+7.734	1:00.113	83.243	7
17	82	F600	Gary Anslow	Yamaha R6	600	10	10:17.319	81.060	+51.085	+0.192	59.591	83.972	10
18	72	F600	Ryan Oliver	Revolution Suzuki	600	10	10:17.876	80.987	+51.642	+0.557	1:00.200	83.123	9
19	90	F600	Mark Wood	Yamaha R6	600	10	10:20.895	80.593	+54.661	+3.019	1:00.353	82.912	6
20	73	F600	Stephen Taylor	Honda CBR	600	10	10:27.507	79.744	+1:01.273	+6.612	1:00.958	82.089	4
21	62	F600	Barrie Yeend	Yamaha R6	600	9	9:28.001	79.289	1 Lap	1 Lap	1:00.590	82.588	8
22	58	F600	Mark Nieschmidt	Honda	600	9	9:46.919	76.733	+18.918	+18.918	1:03.122	79.275	9
23	103	F600	Richard Duncan	Suzuki GSXR K7	600	9	9:47.147	76.703	+19.146	+0.228	1:03.435	78.884	5
24	76	F600	Chris Rigg	Honda	600	9	10:08.548	74.006	+40.547	+21.401	1:06.097	75.707	9
Not classified													
DNF	77	F600	Ian Fletcher	Suzuki	600	6	6:19.472	79.120	-	-	1:01.586	81.252	3

Margin of Victory	Avg. Speed	Best Lap Tm	Best Spd	Best Lap by
+0.851	88.373	55.546	90.087	[94] Steve Tomes

Printed: 01/03/2009 17:10:30

Licensed to: Saturn Timing Ltd

Chief of Timing & Scoring
WWW.EASTMIDLANDRACING.CO.UK

Orbits 3
www.amb-it.com
www.mylaps.com

EMRA Club Championships - Round 1

Co-Ordit Relay 600 supported Reve Racing

Mallory Park 1.390 Miles

Race 17

01/03/2009 16:57

Race (10 Laps)

Lap	Lap Tm	Diff	Time of Day
(94) Steve Tomes			
1	-:--		16:58:36.436
2	56.184	+0.638	16:59:32.620
3	56.494	+0.948	17:00:29.114
4	55.546	-	17:01:24.660
5	55.623	+0.077	17:02:20.283
6	56.499	+0.953	17:03:16.782
7	55.768	+0.222	17:04:12.550
8	55.932	+0.386	17:05:08.482
9	56.025	+0.479	17:06:04.507
10	56.859	+1.313	17:07:01.366

Lap	Lap Tm	Diff	Time of Day
(55) Leon Jeacock			
1	-:--		16:58:35.889
2	56.488	+0.829	16:59:32.377
3	56.042	+0.383	17:00:28.419
4	55.928	+0.269	17:01:24.347
5	56.196	+0.537	17:02:20.543
6	56.660	+1.001	17:03:17.203
7	55.882	+0.223	17:04:13.085
8	57.147	+1.488	17:05:10.232
9	55.659	-	17:06:05.891
10	56.326	+0.667	17:07:02.217

Lap	Lap Tm	Diff	Time of Day
(16) Dean Brown			
1	-:--		16:58:37.188
2	57.491	+0.625	16:59:34.679
3	56.965	+0.099	17:00:31.644
4	57.016	+0.150	17:01:28.660
5	57.107	+0.241	17:02:25.767
6	56.962	+0.096	17:03:22.729
7	57.441	+0.575	17:04:20.170
8	57.472	+0.606	17:05:17.642
9	58.008	+1.142	17:06:15.650
10	56.866	-	17:07:12.516

Lap	Lap Tm	Diff	Time of Day
(107) Tom Meehan			
1	-:--		16:58:37.283
2	56.926	+0.044	16:59:34.209
3	57.189	+0.307	17:00:31.398
4	57.119	+0.237	17:01:28.517
5	56.911	+0.029	17:02:25.428
6	57.812	+0.930	17:03:23.240
7	57.376	+0.494	17:04:20.616
8	56.882	-	17:05:17.498
9	58.021	+1.139	17:06:15.519
10	57.314	+0.432	17:07:12.833

Lap	Lap Tm	Diff	Time of Day
(29) Rob Moon			
1	-:--		16:58:37.710
2	57.576	+0.278	16:59:35.286
3	57.613	+0.315	17:00:32.899
4	57.627	+0.329	17:01:30.526
5	57.298	-	17:02:27.824
6	57.807	+0.509	17:03:25.631
7	58.108	+0.810	17:04:23.739
8	58.210	+0.912	17:05:21.949
9	58.117	+0.819	17:06:20.066
10	58.557	+1.259	17:07:18.623

Lap	Lap Tm	Diff	Time of Day
(89) Stephen Gillings			
1	-:--		16:58:38.082
2	1:00.078	+2.318	16:59:38.160
3	58.222	+0.462	17:00:36.382
4	58.284	+0.524	17:01:34.666

Lap	Lap Tm	Diff	Time of Day
5	58.164	+0.404	17:02:32.830
6	58.391	+0.631	17:03:31.221
7	58.110	+0.350	17:04:29.331
8	58.238	+0.478	17:05:27.569
9	57.760	-	17:06:25.329
10	57.787	+0.027	17:07:23.116

Lap	Lap Tm	Diff	Time of Day
(511) Wayne Sutton			
1	-:--		16:58:38.975
2	58.912	+1.183	16:59:37.887
3	57.966	+0.237	17:00:35.853
4	57.961	+0.232	17:01:33.814
5	57.986	+0.257	17:02:31.800
6	57.729	-	17:03:29.529
7	58.117	+0.388	17:04:27.646
8	58.788	+1.059	17:05:26.434
9	58.572	+0.843	17:06:25.006
10	58.709	+0.980	17:07:23.715

Lap	Lap Tm	Diff	Time of Day
(126) Dean Young			
1	-:--		16:58:39.421
2	59.441	+1.078	16:59:38.862
3	58.363	-	17:00:37.225
4	58.392	+0.029	17:01:35.617
5	58.705	+0.342	17:02:34.322
6	58.680	+0.317	17:03:33.002
7	59.162	+0.799	17:04:32.164
8	58.942	+0.579	17:05:31.106
9	1:00.055	+1.692	17:06:31.161
10	58.750	+0.387	17:07:29.911

Lap	Lap Tm	Diff	Time of Day
(71) Jody Lees			
1	-:--		16:58:42.715
2	58.997	+1.035	16:59:41.712
3	58.990	+1.028	17:00:40.702
4	58.981	+1.019	17:01:39.683
5	58.358	+0.396	17:02:38.041
6	58.595	+0.633	17:03:36.636
7	58.161	+0.199	17:04:34.797
8	57.962	-	17:05:32.759
9	58.979	+1.017	17:06:31.738
10	58.646	+0.684	17:07:30.384

Lap	Lap Tm	Diff	Time of Day
(61) Dean Armstrong			
1	-:--		16:58:40.237
2	1:00.074	+2.190	16:59:40.311
3	59.639	+1.755	17:00:39.950
4	58.758	+0.874	17:01:38.708
5	57.884	-	17:02:36.592
6	58.167	+0.283	17:03:34.759
7	58.994	+1.110	17:04:33.753
8	58.812	+0.928	17:05:32.565
9	59.006	+1.122	17:06:31.571
10	59.068	+1.184	17:07:30.639

Lap	Lap Tm	Diff	Time of Day
(191) Dylan Roberts			
1	-:--		16:58:43.900
2	59.750	+1.783	16:59:43.650
3	58.734	+0.767	17:00:42.384
4	59.094	+1.127	17:01:41.478
5	57.967	-	17:02:39.445
6	58.145	+0.178	17:03:37.590
7	58.395	+0.428	17:04:35.985
8	59.036	+1.069	17:05:35.021
9	59.050	+1.083	17:06:34.071
10	58.377	+0.410	17:07:32.448

Lap	Lap Tm	Diff	Time of Day
(45) Michael Ellis			
1	-:--		16:58:41.179
2	1:00.655	+1.902	16:59:41.834
3	1:00.355	+1.602	17:00:42.189
4	59.501	+0.748	17:01:41.690
5	58.946	+0.193	17:02:40.636
6	59.136	+0.383	17:03:39.772
7	59.325	+0.572	17:04:39.097
8	58.753	-	17:05:37.850
9	59.269	+0.516	17:06:37.119
10	59.224	+0.471	17:07:36.343

Lap	Lap Tm	Diff	Time of Day
(100) Sam Smithson			
1	-:--		16:58:45.518
2	1:01.682	+3.214	16:59:47.200
3	1:00.806	+2.338	17:00:48.006
4	1:00.281	+1.813	17:01:48.287
5	59.708	+1.240	17:02:47.995
6	58.789	+0.321	17:03:46.784
7	58.468	-	17:04:45.252
8	59.634	+1.166	17:05:44.886
9	59.070	+0.602	17:06:43.956
10	59.611	+1.143	17:07:43.567

Lap	Lap Tm	Diff	Time of Day
(46) Andrew Nicholson			
1	-:--		16:58:46.121
2	1:00.432	+1.605	16:59:46.553
3	1:00.622	+1.795	17:00:47.175
4	59.986	+1.159	17:01:47.161
5	1:00.175	+1.348	17:02:47.336
6	59.566	+0.739	17:03:46.902
7	59.068	+0.241	17:04:45.970
8	59.721	+0.894	17:05:45.691
9	58.827	-	17:06:44.518
10	59.255	+0.428	17:07:43.773

Lap	Lap Tm	Diff	Time of Day
(127) Richard Saunders			
1	-:--		16:58:45.082
2	1:01.369	+2.274	16:59:46.451
3	1:00.296	+1.201	17:00:46.747
4	1:00.348	+1.253	17:01:47.095
5	1:00.128	+1.033	17:02:47.223
6	59.109	+0.014	17:03:46.332
7	59.517	+0.422	17:04:45.849
8	59.527	+0.432	17:05:45.376
9	59.095	-	17:06:44.471
10	1:00.054	+0.959	17:07:44.525

Lap	Lap Tm	Diff	Time of Day
(69) Paul Bannister			
1	-:--		16:58:42.619
2	1:02.635	+2.522	16:59:45.254
3	1:01.364	+1.251	17:00:46.618
4	1:01.640	+1.527	17:01:48.258
5	1:02.601	+2.488	17:02:50.859
6	1:00.317	+0.204	17:03:51.176
7	1:00.113	-	17:04:51.289
8	1:00.299	+0.186	17:05:51.588
9	1:00.115	+0.002	17:06:51.703
10	1:00.556	+0.443	17:07:52.259

Lap	Lap Tm	Diff	Time of Day
(82) Gary Anslow			
1	-:--		16:58:46.068
2	1:01.564	+1.973	16:59:47.632
3	1:00.898	+1.307	17:00:48.530
4	1:00.199	+0.608	17:01:48.729

EMRA Club Championships - Round 1


Co-Ordit Relay 600 supported Reve Racing

Mallory Park 1.390 Miles

Race 17

01/03/2009 16:57

Race (10 Laps)



Lap	Lap Tm	Diff	Time of Day
5	1:02.482	+2.891	17:02:51.211
6	1:00.364	+0.773	17:03:51.575
7	1:00.139	+0.548	17:04:51.714
8	1:00.803	+1.212	17:05:52.517
9	1:00.343	+0.752	17:06:52.860
10	59.591	-	17:07:52.451

(72) Ryan Oliver

1	-:---		16:58:42.932
2	1:01.554	+1.354	16:59:44.486
3	1:01.399	+1.199	17:00:45.885
4	1:00.942	+0.742	17:01:46.827
5	1:01.684	+1.484	17:02:48.511
6	1:01.006	+0.806	17:03:49.517
7	1:01.353	+1.153	17:04:50.870
8	1:01.529	+1.329	17:05:52.399
9	1:00.200	-	17:06:52.599
10	1:00.409	+0.209	17:07:53.008

(90) Mark Wood

1	-:---		16:58:46.826
2	1:01.905	+1.552	16:59:48.731
3	1:01.247	+0.894	17:00:49.978
4	1:00.925	+0.572	17:01:50.903
5	1:01.377	+1.024	17:02:52.280
6	1:00.353	-	17:03:52.633
7	1:00.478	+0.125	17:04:53.111
8	1:00.908	+0.555	17:05:54.019
9	1:00.898	+0.545	17:06:54.917
10	1:01.110	+0.757	17:07:56.027

(73) Stephen Taylor

1	-:---		16:58:47.085
2	1:02.299	+1.341	16:59:49.384
3	1:01.736	+0.778	17:00:51.120
4	1:00.958	-	17:01:52.078
5	1:01.215	+0.257	17:02:53.293
6	1:01.467	+0.509	17:03:54.760
7	1:02.291	+1.333	17:04:57.051
8	1:01.492	+0.534	17:05:58.543
9	1:02.314	+1.356	17:07:00.857
10	1:01.782	+0.824	17:08:02.639

(62) Barrie Yeend

1	-:---		16:58:48.490
2	1:03.016	+2.426	16:59:51.506
3	1:02.194	+1.604	17:00:53.700
4	1:01.230	+0.640	17:01:54.930
5	1:01.325	+0.735	17:02:56.255
6	1:01.636	+1.046	17:03:57.891
7	1:01.938	+1.348	17:04:59.829
8	1:00.590	-	17:06:00.419
9	1:02.714	+2.124	17:07:03.133

(58) Mark Nieschmidt

1	-:---		16:58:48.780
2	1:04.245	+1.123	16:59:53.025
3	1:03.751	+0.629	17:00:56.776
4	1:03.933	+0.811	17:02:00.709
5	1:03.789	+0.667	17:03:04.498
6	1:04.827	+1.705	17:04:09.325
7	1:04.364	+1.242	17:05:13.689
8	1:05.240	+2.118	17:06:18.929
9	1:03.122	-	17:07:22.051

(103) Richard Duncan

Lap	Lap Tm	Diff	Time of Day
1	-:---		16:58:49.307
2	1:04.265	+0.830	16:59:53.572
3	1:03.968	+0.533	17:00:57.540
4	1:03.769	+0.334	17:02:01.309
5	1:03.435	-	17:03:04.744
6	1:05.009	+1.574	17:04:09.753
7	1:04.259	+0.824	17:05:14.012
8	1:04.213	+0.778	17:06:18.225
9	1:04.054	+0.619	17:07:22.279

(76) Chris Rigg

1	-:---		16:58:50.266
2	1:07.130	+1.033	16:59:57.396
3	1:06.812	+0.715	17:01:04.208
4	1:07.220	+1.123	17:02:11.428
5	1:06.153	+0.056	17:03:17.581
6	1:06.379	+0.282	17:04:23.960
7	1:06.263	+0.166	17:05:30.223
8	1:07.360	+1.263	17:06:37.583
9	1:06.097	-	17:07:43.680

(77) Ian Fletcher

1	-:---		16:58:44.550
2	1:01.714	+0.128	16:59:46.264
3	1:01.586	-	17:00:47.850
4	1:01.898	+0.312	17:01:49.748
5	1:02.613	+1.027	17:02:52.361
6	1:02.243	+0.657	17:03:54.604

EMRA Club Championships - Round 1

Lapchart


Co-Ordit Relay 600 supported Reve Racing

Mallory Park 1.390 Miles

Race 17

01/03/2009 16:57

Race (10 Laps)



Competitors	Laps										
	1	2	3	4	5	6	7	8	9	10	
Leon Jeacock (55)	1	55	55	55	55	94	94	94	94	94	94
Steve Tomes (94)	2	94	94	94	94	55	55	55	55	55	55
Dean Brown (16)	3	16	107	107	107	107	16	16	107	107	16
Tom Meehan (107)	4	107	16	16	16	16	107	107	16	16	107
Rob Moon (29)	5	29	29	29	29	29	29	29	29	29	29
Stephen Gillings (89)	6	89	511	511	511	511	511	511	511	511	89
Wayne Sutton (511)	7	511	89	89	89	89	89	89	89	89	511
Dean Young (126)	8	126	126	126	126	126	126	126	126	126	126
Dean Armstrong (61)	9	61	61	61	61	61	61	61	61	61	71
Michael Ellis (45)	10	45	71	71	71	71	71	71	71	71	61
Paul Bannister (69)	11	69	45	45	191	191	191	191	191	191	191
Jody Lees (71)	12	71	191	191	45	45	45	45	45	45	45
Ryan Oliver (72)	13	72	72	72	72	127	127	100	100	100	100
Dylan Roberts (191)	14	191	69	69	127	46	100	127	127	127	46
Ian Fletcher (77)	15	77	77	127	46	100	46	46	46	46	127
Richard Saunders (127)	16	127	127	46	69	72	72	72	69	69	69
Sam Smithson (100)	17	100	46	77	100	69	69	69	72	72	82
Gary Anslow (82)	18	82	100	100	82	82	82	82	82	82	72
Andrew Nicholson (46)	19	46	82	82	77	90	90	90	90	90	90
Mark Wood (90)	20	90	90	90	90	77	77	73	73	73	73
Stephen Taylor (73)	21	73	73	73	73	73	62	62	62	62	62
Barrie Yeend (62)	22	62	62	62	62	62	58	103	58	58	58
Mark Nieschmidt (58)	23	58	58	58	58	58	58	103	58	103	58
Richard Duncan (103)	24	103	103	103	103	103	76	76	76	76	76
Chris Rigg (76)	25	76	76	76	76	76	76	76	76	76	76

EMRA Club Championships - Round 1**Sorted on Laps****Midland VW Audi Novice****Mallory Park 1.390 Miles****Race 18****01/03/2009 17:45****Race (5 Laps)**

Pos	No.	Class	Name	Make	Engine	Laps	Total Tm	Avg. Speed	Diff	Gap	Best Tm	Best Spd	In Lap
1	11	NOV	Gordon Scott	Suzuki	1000	5	5:15.695	79.254	-	-	1:00.013	83.382	5
2	101	NOV	Jon Leech	Kawasaki	1000	5	5:16.468	79.060	+0.773	+0.773	1:00.932	82.124	4
3	312	NOV	Martyn Lewins	Yamaha	1000	5	5:20.018	78.183	+4.323	+3.550	1:01.644	81.176	4
4	141	NOV	Anthony Harrison	Kawasaki	750	5	5:23.980	77.227	+8.285	+3.962	1:02.995	79.435	3
5	98	NOV	James Simpson	JSR Kawasaki	400	5	5:26.874	76.543	+11.179	+2.894	1:02.697	79.812	5
6	134	NOV	Justin Littler	Honda	400	5	5:27.527	76.391	+11.832	+0.653	1:03.385	78.946	5
7	59	NOV	Andy Carpenter	Honda Fireblade	1000	5	5:29.610	75.908	+13.915	+2.083	1:03.985	78.206	3
8	17	NOV	Stephen Cullen	ZXR400	399	5	5:33.859	74.942	+18.164	+4.249	1:05.010	76.973	3
9	21	NOV	Elliot Stevens	Yamaha	400	5	5:41.441	73.278	+25.746	+7.582	1:05.543	76.347	3
10	136	NOV	Mark James	BMC Honda	400	5	5:46.527	72.202	+30.832	+5.086	1:07.163	74.505	3

Margin of Victory	Avg. Speed	Best Lap Tm	Best Spd	Best Lap by
+0.773	79.254	1:00.013	83.382	[11] Gordon Scott

Printed: 01/03/2009 17:53:07**Licensed to: Saturn Timing Ltd**

Chief of Timing & Scoring
 WWW.EASTMIDLANDRACING.CO.UK

Orbits 3
 www.amb-it.com
 www.mylaps.com

EMRA Club Championships - Round 1

Midland VW Audi Novice

Mallory Park 1.390 Miles

Race 18

01/03/2009 17:45

Race (5 Laps)

Lap	Lap Tm	Diff	Time of Day
(11) Gordon Scott			
1	-:--		17:47:09.815
2	1:03.291	+3.278	17:48:13.106
3	1:01.227	+1.214	17:49:14.333
4	1:01.031	+1.018	17:50:15.364
5	1:00.013	-	17:51:15.377

(101) Jon Leech			
1	-:--		17:47:09.711
2	1:03.309	+2.377	17:48:13.020
3	1:01.175	+0.243	17:49:14.195
4	1:00.932	-	17:50:15.127
5	1:01.023	+0.091	17:51:16.150

(312) Martyn Lewins			
1	-:--		17:47:10.225
2	1:03.504	+1.860	17:48:13.729
3	1:01.950	+0.306	17:49:15.679
4	1:01.644	-	17:50:17.323
5	1:02.377	+0.733	17:51:19.700

(141) Anthony Harrison			
1	-:--		17:47:10.562
2	1:03.545	+0.550	17:48:14.107
3	1:02.995	-	17:49:17.102
4	1:03.011	+0.016	17:50:20.113
5	1:03.549	+0.554	17:51:23.662

(98) James Simpson			
1	-:--		17:47:11.611
2	1:04.493	+1.796	17:48:16.104
3	1:03.781	+1.084	17:49:19.885
4	1:03.974	+1.277	17:50:23.859
5	1:02.697	-	17:51:26.556

(134) Justin Littler			
1	-:--		17:47:12.337
2	1:04.072	+0.687	17:48:16.409
3	1:03.742	+0.357	17:49:20.151
4	1:03.673	+0.288	17:50:23.824
5	1:03.385	-	17:51:27.209

(59) Andy Carpenter			
1	-:--		17:47:10.268
2	1:05.153	+1.168	17:48:15.421
3	1:03.985	-	17:49:19.406
4	1:04.044	+0.059	17:50:23.450
5	1:05.842	+1.857	17:51:29.292

(17) Stephen Cullen			
1	-:--		17:47:12.072
2	1:05.583	+0.573	17:48:17.655
3	1:05.010	-	17:49:22.665
4	1:05.497	+0.487	17:50:28.162
5	1:05.379	+0.369	17:51:33.541

(21) Elliot Stevens			
1	-:--		17:47:15.739
2	1:06.865	+1.322	17:48:22.604
3	1:05.543	-	17:49:28.147
4	1:06.773	+1.230	17:50:34.920
5	1:06.203	+0.660	17:51:41.123

(136) Mark James			
1	-:--		17:47:15.450

Lap	Lap Tm	Diff	Time of Day
2	1:07.777	+0.614	17:48:23.227
3	1:07.163	-	17:49:30.390
4	1:08.385	+1.222	17:50:38.775
5	1:07.434	+0.271	17:51:46.209

Lap	Lap Tm	Diff	Time of Day
-----	--------	------	-------------

Midland VW Audi Novice**Mallory Park 1.390 Miles****Race 18****01/03/2009 17:45****Race (5 Laps)**

Competitors	Laps					
	1	2	3	4	5	
Jon Leech (101)	1	101	101	101	101	11
Gordon Scott (11)	2	11	11	11	11	101
Martyn Lewins (312)	3	312	312	312	312	312
Andy Carpenter (59)	4	59	141	141	141	141
Anthony Harrison (141)	5	141	59	59	59	98
James Simpson (98)	6	98	98	98	134	134
Stephen Cullen (17)	7	17	134	134	98	59
Justin Littler (134)	8	134	17	17	17	17
Mark James (136)	9	136	21	21	21	21
Elliot Stevens (21)	10	21	136	136	136	136

EMRA Club Championships - Round 1

Sorted on Laps

Midland VW Audi Novice

Mallory Park 1.390 Miles

Race 19

01/03/2009 17:54

Race (5 Laps)

Pos	No.	Class	Name	Make	Engine	Laps	Total Tm	Avg. Speed	Diff	Gap	Best Tm	Best Spd	In Lap
1	71	NOV	Jody Lees	Yamaha R6	600	5	4:55.350	84.713	-	-	58.167	86.028	5
2	191	NOV	Dylan Roberts	Yamaha R6	600	5	4:58.115	83.927	+2.765	+2.765	58.240	85.920	5
3	23	NOV	Marcus Langford	Triumph	675	5	5:05.907	81.790	+10.557	+7.792	59.873	83.577	5
4	100	NOV	Sam Smithson	Honda CBR	600	5	5:06.218	81.706	+10.868	+0.311	59.823	83.647	3
5	26	NOV	Mark Woodburn	Honda	600	5	5:07.830	81.279	+12.480	+1.612	1:00.168	83.167	2
6	30	NOV	Colin Orr	Kawasaki	599	5	5:14.051	79.669	+18.701	+6.221	1:01.565	81.280	4
7	72	NOV	Ryan Oliver	Revolution Suzuki	600	5	5:16.336	79.093	+20.986	+2.285	1:02.059	80.633	2
8	82	NOV	Gary Anslow	Yamaha R6	600	5	5:16.702	79.002	+21.352	+0.366	1:01.824	80.939	5
9	13	NOV	Mark Pennington	Suzuki GSXR	600	5	5:17.333	78.845	+21.983	+0.631	1:01.504	81.361	5
10	32	RSTX	Dane Oliver	Revolution Suzuki	600	5	5:21.861	77.735	+26.511	+4.528	1:02.411	80.178	5
11	58	NOV	Mark Nieschmidt	Honda	600	5	5:29.593	75.912	+34.243	+7.732	1:04.027	78.155	5
12	103	NOV	Richard Dunn	Suzuki GSXR K7	600	5	5:30.320	75.745	+34.970	+0.727	1:04.613	77.446	2
13	40	NOV	Kevin Meredith	Honda CBR	600	5	5:37.296	74.178	+41.946	+6.976	1:05.575	76.310	2
14	137	NOV	Rob Cockson	Honda CBR	600	5	5:52.813	70.916	+57.463	+15.517	1:08.561	72.986	5

Margin of Victory	Avg. Speed	Best Lap Tm	Best Spd	Best Lap by
+2.765	84.713	58.167	86.028	[71] Jody Lees

Printed: 01/03/2009 18:01:55

Licensed to: Saturn Timing Ltd

Chief of Timing & Scoring
WWW.EASTMIDLANDRACING.CO.UK

Orbits 3
www.amb-it.com
www.mylaps.com

EMRA Club Championships - Round 1

Midland VW Audi Novice

Mallory Park 1.390 Miles

Race 19

01/03/2009 17:54

Race (5 Laps)

Lap	Lap Tm	Diff	Time of Day
(71) Jody Lees			
1	-:--		17:55:46.657
2	58.678	+0.511	17:56:45.335
3	58.343	+0.176	17:57:43.678
4	58.305	+0.138	17:58:41.983
5	58.167	-	17:59:40.150

Lap	Lap Tm	Diff	Time of Day
(191) Dylan Roberts			
1	-:--		17:55:48.608
2	59.061	+0.821	17:56:47.669
3	58.536	+0.296	17:57:46.205
4	58.470	+0.230	17:58:44.675
5	58.240	-	17:59:42.915

Lap	Lap Tm	Diff	Time of Day
(23) Marcus Langford			
1	-:--		17:55:49.200
2	1:00.488	+0.615	17:56:49.688
3	1:00.722	+0.849	17:57:50.410
4	1:00.424	+0.551	17:58:50.834
5	59.873	-	17:59:50.707

Lap	Lap Tm	Diff	Time of Day
(100) Sam Smithson			
1	-:--		17:55:50.078
2	59.903	+0.080	17:56:49.981
3	59.823	-	17:57:49.804
4	1:00.788	+0.965	17:58:50.592
5	1:00.426	+0.603	17:59:51.018

Lap	Lap Tm	Diff	Time of Day
(26) Mark Woodburn			
1	-:--		17:55:50.370
2	1:00.168	-	17:56:50.538
3	1:01.206	+1.038	17:57:51.744
4	1:00.357	+0.189	17:58:52.101
5	1:00.529	+0.361	17:59:52.630

Lap	Lap Tm	Diff	Time of Day
(30) Colin Orr			
1	-:--		17:55:51.857
2	1:01.885	+0.320	17:56:53.742
3	1:01.781	+0.216	17:57:55.523
4	1:01.565	-	17:58:57.088
5	1:01.763	+0.198	17:59:58.851

Lap	Lap Tm	Diff	Time of Day
(72) Ryan Oliver			
1	-:--		17:55:51.260
2	1:02.059	-	17:56:53.319
3	1:03.404	+1.345	17:57:56.723
4	1:02.254	+0.195	17:58:58.977
5	1:02.159	+0.100	18:00:01.136

Lap	Lap Tm	Diff	Time of Day
(82) Gary Anslow			
1	-:--		17:55:52.802
2	1:02.087	+0.263	17:56:54.889
3	1:02.429	+0.605	17:57:57.318
4	1:02.360	+0.536	17:58:59.678
5	1:01.824	-	18:00:01.502

Lap	Lap Tm	Diff	Time of Day
(13) Mark Pennington			
1	-:--		17:55:53.825
2	1:01.854	+0.350	17:56:55.679
3	1:01.968	+0.464	17:57:57.647
4	1:02.982	+1.478	17:59:00.629
5	1:01.504	-	18:00:02.133

Lap	Lap Tm	Diff	Time of Day
(32) Dane Oliver			
1	-:--		17:55:53.367

Lap	Lap Tm	Diff	Time of Day
2	1:04.016	+1.605	17:56:57.383
3	1:04.026	+1.615	17:58:01.409
4	1:02.841	+0.430	17:59:04.250
5	1:02.411	-	18:00:06.661

Lap	Lap Tm	Diff	Time of Day
(58) Mark Nieschmidt			
1	-:--		17:55:56.125
2	1:04.690	+0.663	17:57:00.815
3	1:04.429	+0.402	17:58:05.244
4	1:05.122	+1.095	17:59:10.366
5	1:04.027	-	18:00:14.393

Lap	Lap Tm	Diff	Time of Day
(103) Richard Dunn			
1	-:--		17:55:54.756
2	1:04.613	-	17:56:59.369
3	1:05.333	+0.720	17:58:04.702
4	1:05.794	+1.181	17:59:10.496
5	1:04.624	+0.011	18:00:15.120

Lap	Lap Tm	Diff	Time of Day
(40) Kevin Meredith			
1	-:--		17:55:56.932
2	1:05.575	-	17:57:02.507
3	1:06.558	+0.983	17:58:09.065
4	1:06.372	+0.797	17:59:15.437
5	1:06.659	+1.084	18:00:22.096

Lap	Lap Tm	Diff	Time of Day
(137) Rob Cockson			
1	-:--		17:55:59.737
2	1:09.859	+1.298	17:57:09.596
3	1:09.683	+1.122	17:58:19.279
4	1:09.773	+1.212	17:59:29.052
5	1:08.561	-	18:00:37.613

Midland VW Audi Novice

Mallory Park 1.390 Miles

Race 19

01/03/2009 17:54

Race (5 Laps)

Competitors	Laps					
	1	2	3	4	5	
Jody Lees (71)	1	71	71	71	71	71
Dylan Roberts (191)	2	191	191	191	191	191
Marcus Langford (23)	3	23	23	100	100	23
Sam Smithson (100)	4	100	100	23	23	100
Mark Woodburn (26)	5	26	26	26	26	26
Ryan Oliver (72)	6	72	72	30	30	30
Colin Orr (30)	7	30	30	72	72	72
Gary Anslow (82)	8	82	82	82	82	82
Dane Oliver (32)	9	32	13	13	13	13
Mark Pennington (13)	10	13	32	32	32	32
Richard Dunn (103)	11	103	103	103	58	58
Mark Nieschmidt (58)	12	58	58	58	103	103
Kevin Meredith (40)	13	40	40	40	40	40
Rob Cockson (137)	14	137	137	137	137	137